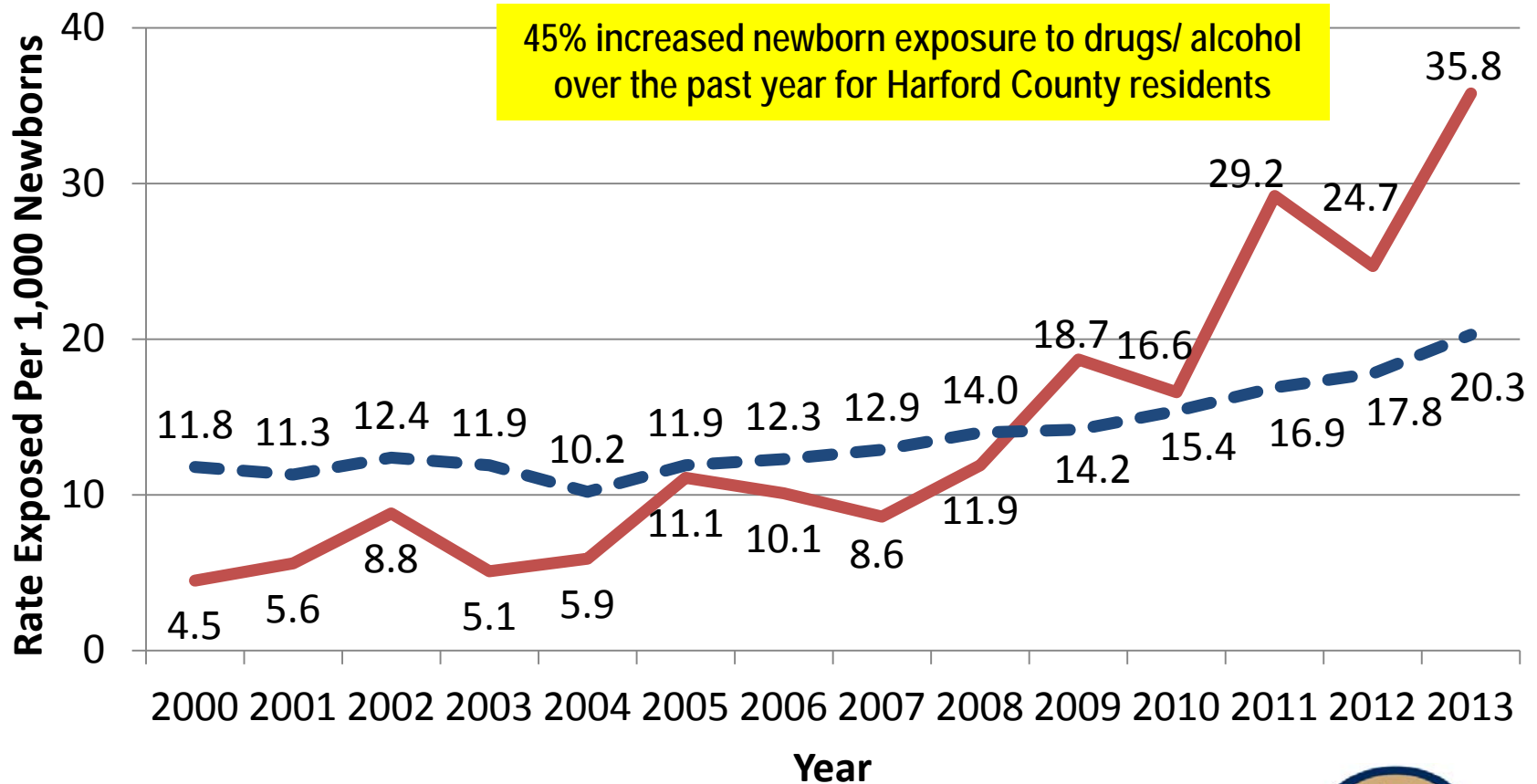


# Rate of Hospital Encounters for Newborns Born with Maternal Drug/Alcohol Exposure in Harford County and Maryland, 2000-2013\*



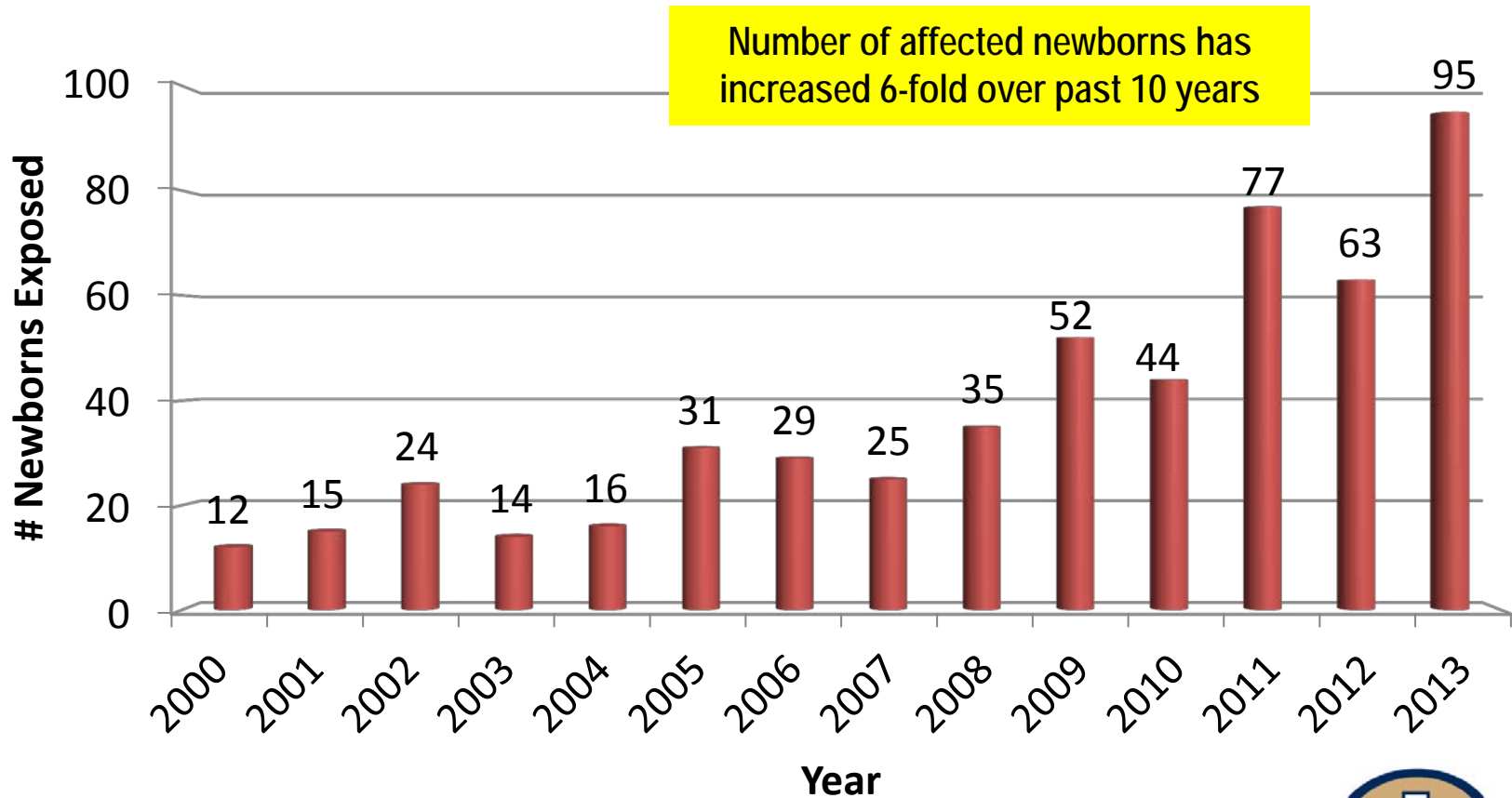
NOTE: ICD Codes used 760.70, 760.71, 760.72, 760.73, 760.75, 760.77, 779.5

— Harford County    - - - Maryland

\* 2013 DATA IS PRELIMINARY – Data compiled by DHMH. Chart prepared by HCHD.  
Source: HSCRC Hospital Data, 2000-13, Maryland resident births only.



# Number of Hospital Encounters for Newborns with Maternal Drug/Alcohol Exposure in Harford County, 2000-2013\*



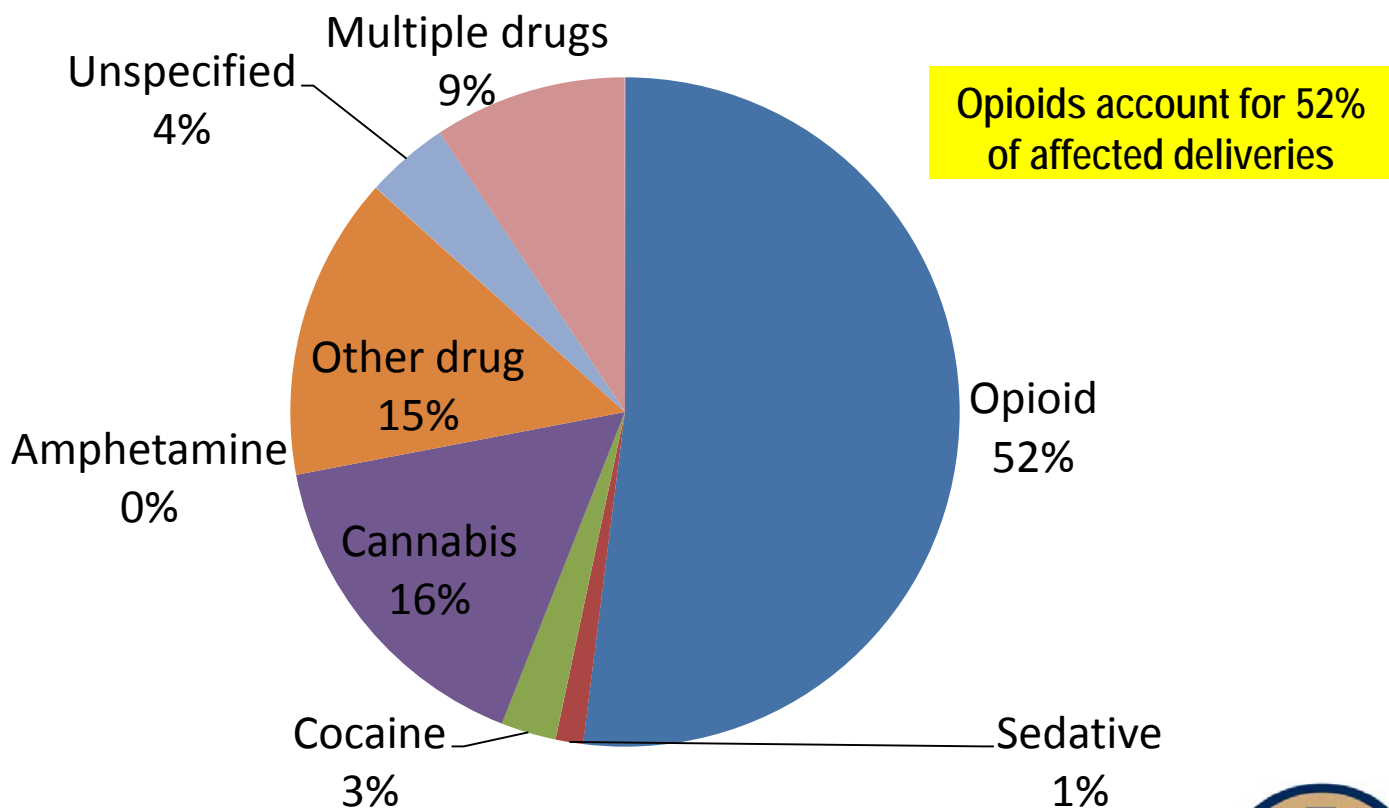
NOTE: ICD Codes used 760.70, 760.71, 760.72, 760.73, 760.75, 760.77, 779.5

\* 2013 DATA IS PRELIMINARY – Data compiled by DHMH. Chart prepared by HCHD.

Source: HSCRC Hospital Data, 2000-13, Maryland resident births only.



# Number of Deliveries with Drug Dependence or Use, Distribution by Type of Drug, Harford County, 2013\*



NOTE: ICD Codes used 304 and 305, excluding 305.0 and 305.1.

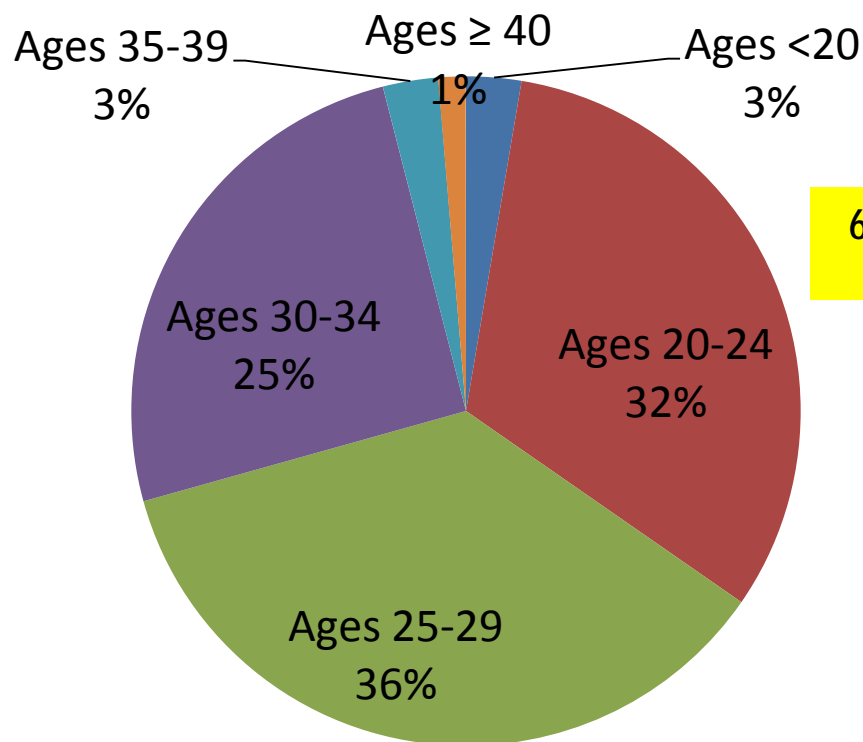
\* 2013 DATA IS PRELIMINARY – Data compiled by DHMH. Chart prepared by HCHD.

Source: HSCRC Hospital Data, 2000-13, Maryland resident births only.

N=75. All Deliveries = 2,406.



# Number of Deliveries with Drug Dependence or Use, Distribution by Age, Harford County, 2013\*



68% of affected women are in their 20's

NOTE: ICD Codes used 304 and 305, excluding 305.0 and 305.1.

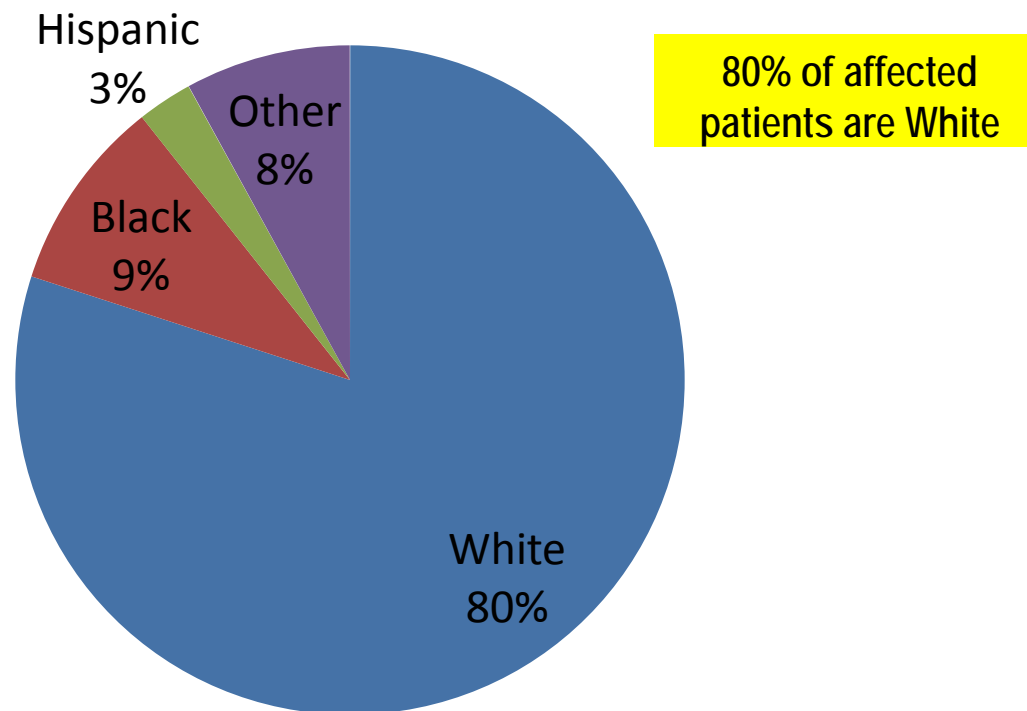
\* 2013 DATA IS PRELIMINARY – Data compiled by DHMH. Chart prepared by HCHD.

Source: HSCRC Hospital Data, 2000-13, Maryland resident births only.

N=75. All Deliveries = 2,406.



# Number of Deliveries with Drug Dependence or Use Distribution by Race/Ethnicity, Harford County, 2013\*

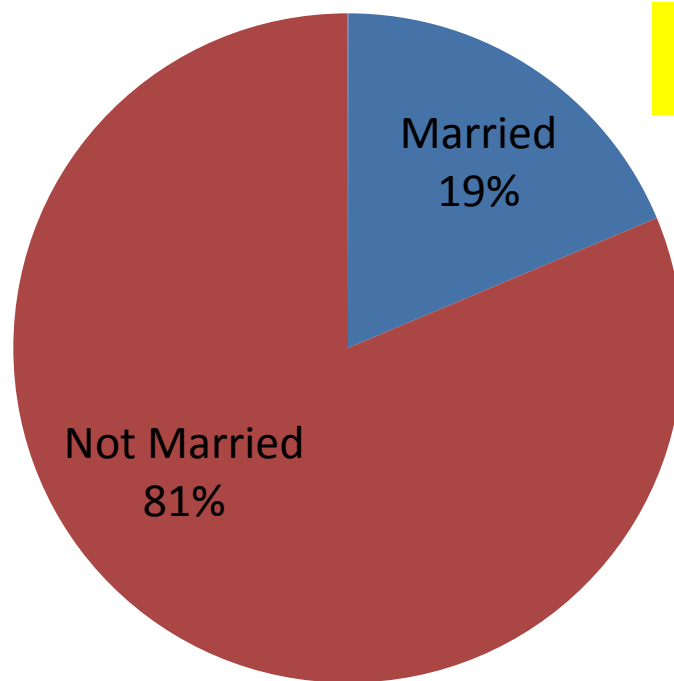


NOTE: ICD Codes used 304, 305, excluding 305.0 and 305.1.  
ICD9 Code 650 and Procedure Codes 72, 73 and 74.

\* 2013 DATA IS PRELIMINARY – Data compiled by DHMH. Chart prepared by HCHD.  
Source: HSCRC Hospital Data, 2000-13, Maryland resident births only.  
N=75. All Deliveries = 2,406.



# Number of Deliveries with Drug Dependence or Use Distribution by Marital Status, Harford County, 2013\*



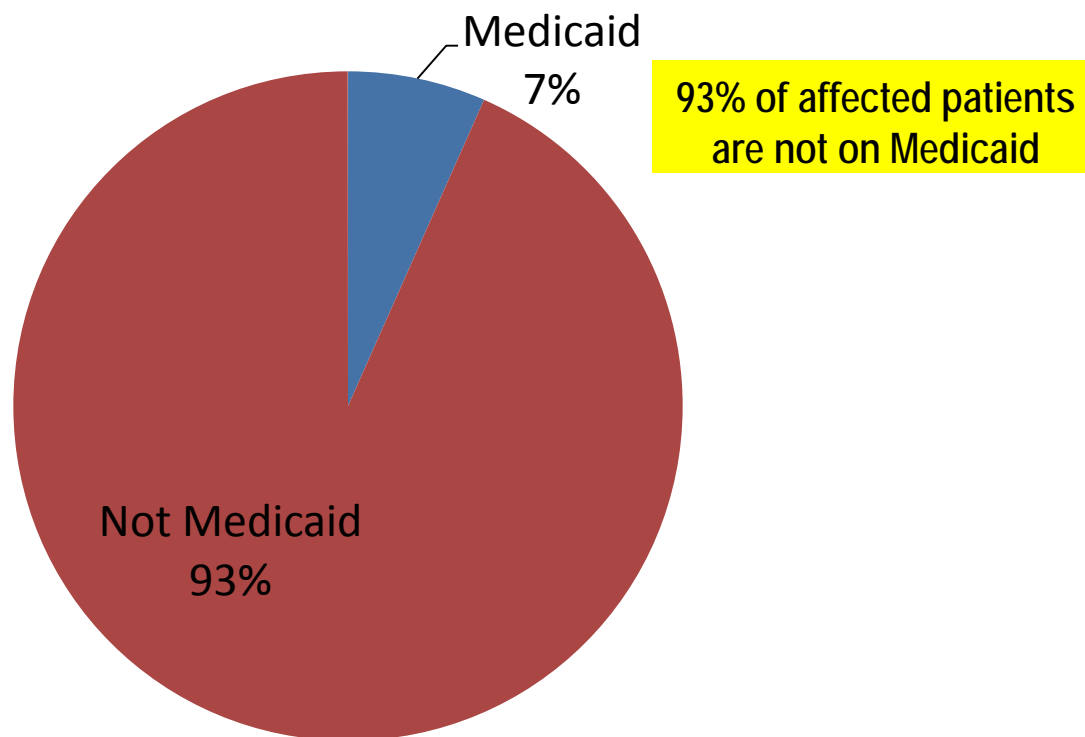
81% of affected patients  
are not married

NOTE: ICD Codes used 304, 305, excluding 305.0 and 305.1.  
ICD9 Code 650 and Procedure Codes 72, 73 and 74.

\* 2013 DATA IS PRELIMINARY – Data compiled by DHMH. Chart prepared by HCHD.  
Source: HSCRC Hospital Data, 2000-13, Maryland resident births only.  
N=75. All Deliveries = 2,406.



# Number of Deliveries with Drug Dependence or Use Distribution by Insurance Status, Harford County, 2013\*



NOTE: ICD Codes used 304, 305, excluding 305.0 and 305.1.  
ICD9 Code 650 and Procedure Codes 72, 73 and 74.

\* 2013 DATA IS PRELIMINARY – Data compiled by DHMH. Chart prepared by HCHD.  
Source: HSCRC Hospital Data, 2000-13, Maryland resident births only.  
N=75. All Deliveries = 2,406.

