



HARFORD COUNTY
— LHIC —

Harford County Health Department

The Health of Harford County

Annual LHIC Meeting
November 15, 2022



Public Health
Prevent. Promote. Protect.

**Harford County
Health Department**




Agenda

- A word from our Health Officer
- Harford County Profile Data
- LHIC Priorities
 - Chronic Disease Prevention & Wellness
 - Family Health and Resiliency
 - Behavioral Health (Mental Health/Substance Use)
- Questions/Discussion

Deamonte Driver, 12

Died February 25, 2007



Harford County Health
Department Dental Clinic Opening
March 31, 2008



Megan Paige Keane
May 7, 1995-Nov. 25, 1996



Baby Girl
November 1996



MEGAN's Place

MEGAN's Place is:

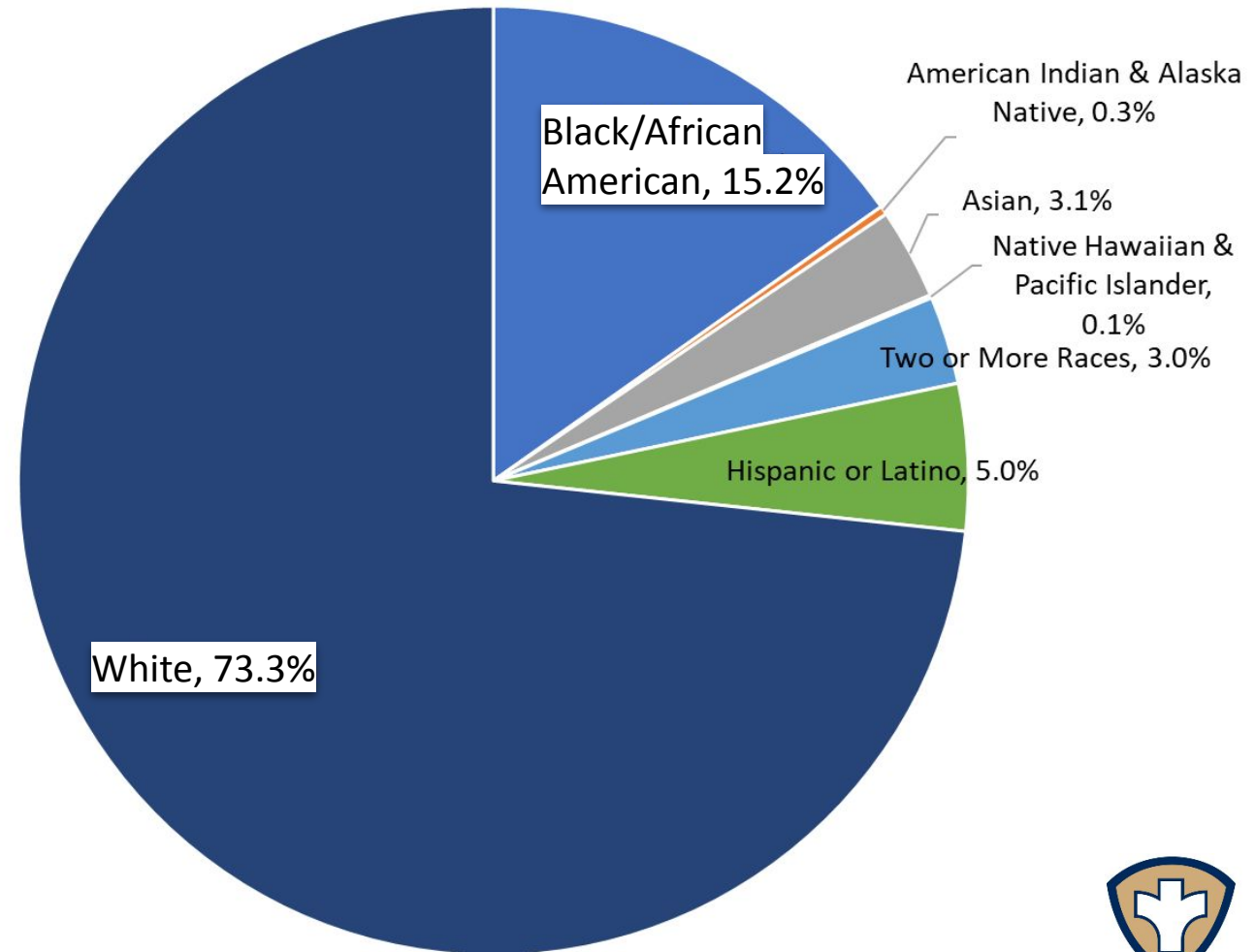
- A trusted, safe, non-judgmental physical place for at-risk pregnant, postpartum women and their families to meet in Harford County – for information and guidance, referrals and services, care coordination and support.
- An approach for building family resilience:
 - Start by building **trusted relationships**
 - **Light touch family support** in everyday settings
 - Connections to more intensive **clinical services when needed**
 - Connections to and support from dedicated **wraparound support services**
 - **Navigation support** to help make the connections



Harford County Profile

Population By Race and Ethnicity, Harford County, Maryland, 2019 and 2021

Harford County	2019 Census	2021 Census
Total	255,441	262,997
White	191,517	191,595
Black/African American	35,826	35,344
Asian	7,229	8,291
American Indian / Alaskan Native**	165	63
Native Hawaiian and Pacific Islander	92	251
Hispanic**	12,215	13,344



Nuestra Comunidad/Our Community

Our Community/ Nuestra Comunidad Pilot Program

- **A NEW Clinic for Uninsured Children and Pregnant Women**
 - Care Coordination
 - Primary Care
 - Dental Care
 - Behavioral Health



Our Community/ Nuestra Comunidad Pilot Program

Uninsured with no other options? We can help!

1 N. Main St. Bel Air, MD 21014

410-638-3060

- **Care Coordination Services**
 - Assists with determining eligibility for the program and will help link individuals to services.
- **Dental Services**
 - For uninsured children ages 1-20 and pregnant and postpartum women. Those who qualify will be referred to these services.
- **Behavioral Health Services**
 - Counseling and group sessions for all ages.
- **Pediatric Primary Care**
 - Health services for uninsured children.
 - Well check and sick visits, along with referrals to specialty care.

How does it work?

Interested families first meet with a care coordinator who will assess their needs and decide if they are eligible for the program or if they need to be referred to others. If eligible, the family will be enrolled and assisted with making appointments. Bilingual staff is available to help make this process easy and understandable. Services are free or low-cost.



Public Health
Prevent. Promote. Protect.
**Harford County
Health Department**

2022 County Health Rankings By Maryland Jurisdiction

2022 County Health Rankings for the 24 Ranked Counties in Maryland

Harford County ranks 5th for health factors and 10th for health outcomes out of 24 jurisdictions.

County	Health Outcomes	Health Factors
Allegany	21	19
Anne Arundel	7	7
Baltimore	14	11
Baltimore City	24	24
Calvert	5	6
Caroline	17	20
Carroll	4	3
Cecil	18	15

County	Health Outcomes	Health Factors
Charles	13	13
Dorchester	23	22
Frederick	3	4
Garrett	15	14
Harford	10	5
Howard	2	1
Kent	16	12
Montgomery	1	2

County	Health Outcomes	Health Factors
Prince George's	12	17
Queen Anne's	6	9
Somerset	22	23
St. Mary's	8	10
Talbot	11	8
Washington	20	16
Wicomico	19	21
Worcester	9	18



2022 County Health Rankings By Maryland Jurisdiction

Harford County has ranked in the top 10 in both Health Outcomes and Factors.

Outcomes: length of life, quality of life, chronic disease prevalence and mortality.

Factors: health behaviors, clinical care, physical environment, and social and economic factors.

	<i>Health Outcomes</i>	<i>Health Factors</i>
2018	8	8
2019	10	7
2020	8	8
2021	10	5
2022	10	5



2022 Health Indicators

Better - Worse

Health Indicators	Harford County	Maryland
<i>Harford County Doing Better</i>		
Uninsured (%)	5%	7%
Teen Birth Rate (per 1k births)	8.2	13
Preventable Hospital Stays (per 100k)	3,055	3,568
<i>Harford County Doing Worse</i>		
Population to Primary Care Physicians (Ratio)	1,840:1	1,120:1
Adult Smoking (%)	16%	13%
Adult Obesity (%)	34%	32%



Top Health Priorities in Harford County

Established in April 2021 at a Local Health Improvement Coalition (LHIC) Meeting.

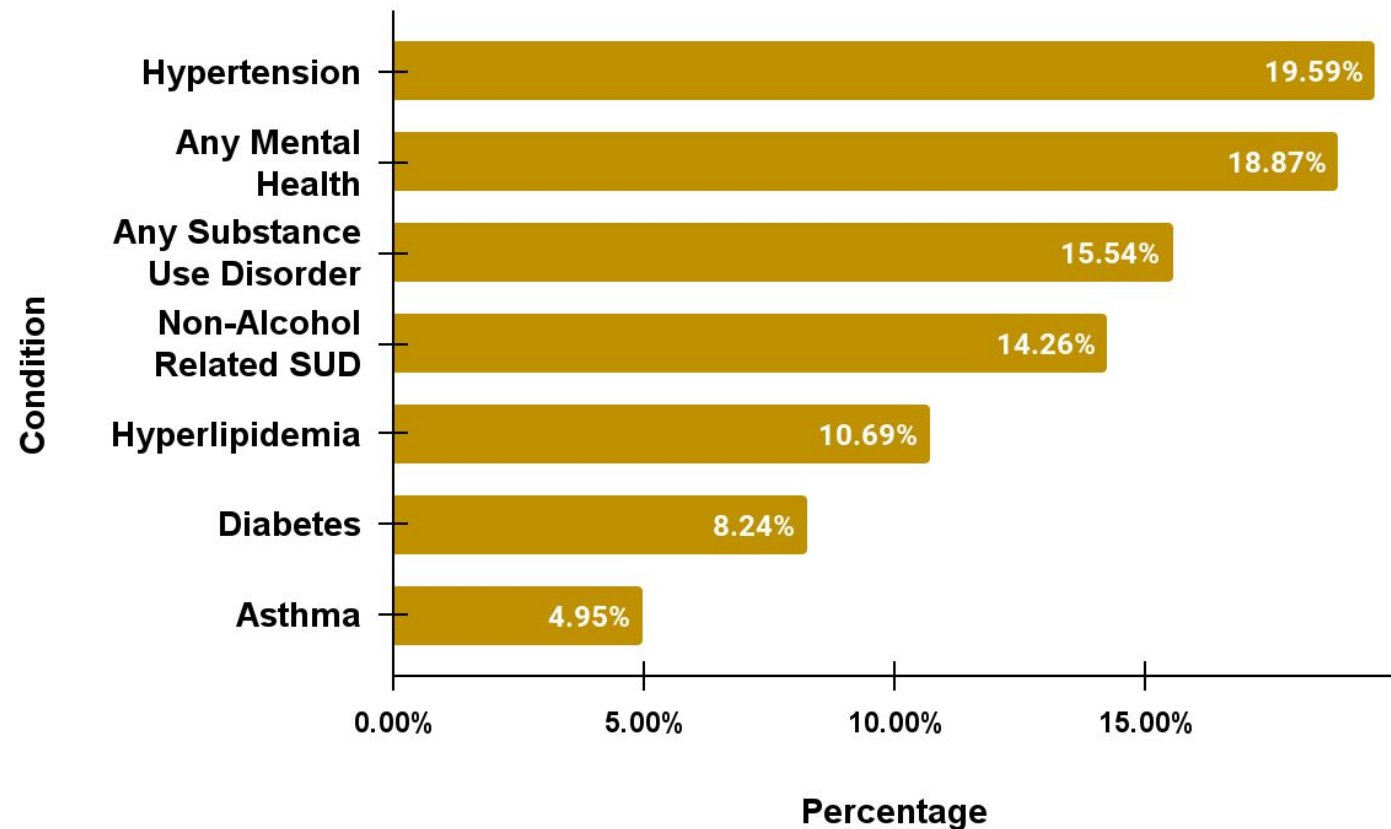
- Chronic Disease Prevention and Wellness
- Family Health and Resiliency
- Behavioral Health (Mental Health/Substance Use)



Chronic Disease & Wellness

Leading Chronic Conditions

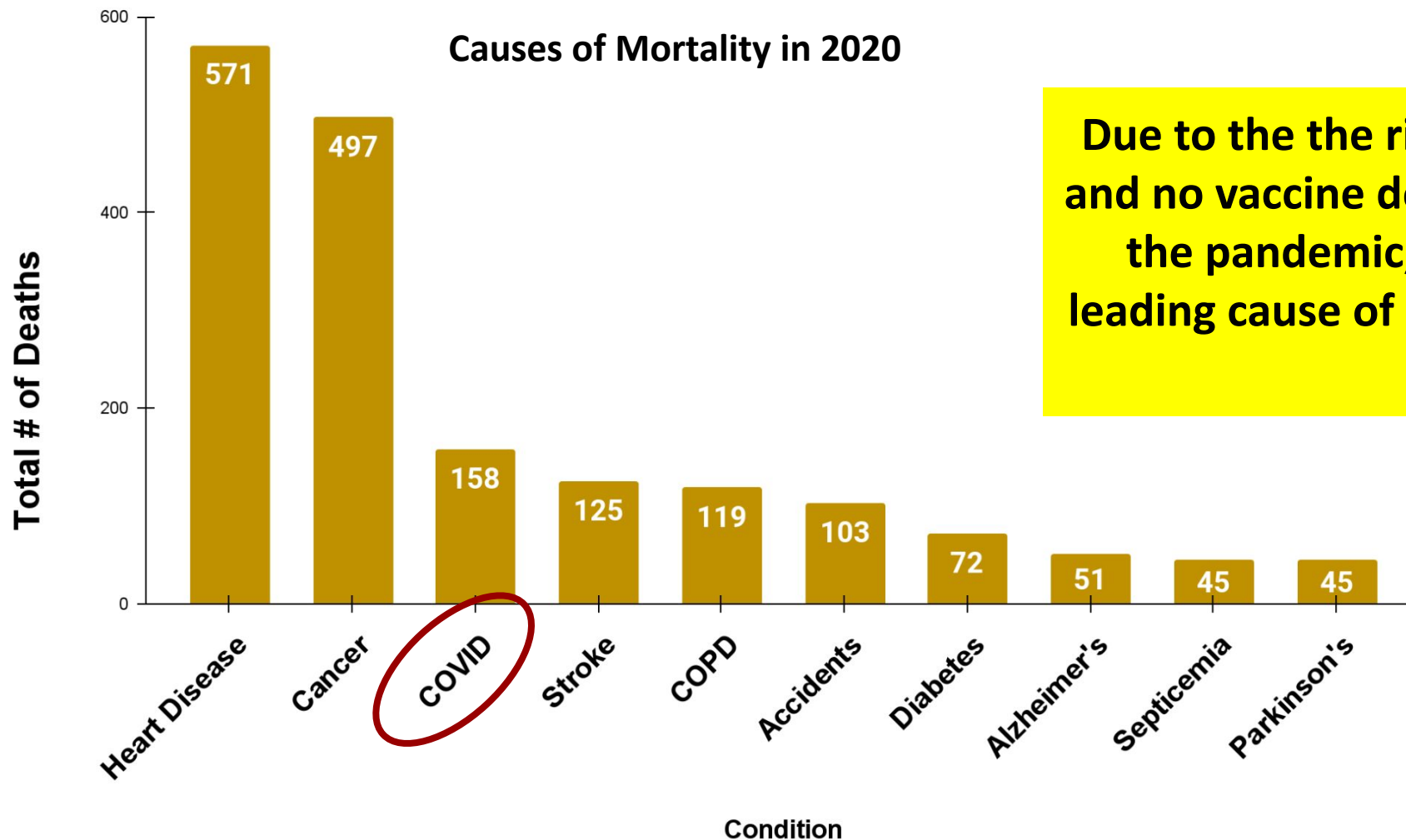
Conditions Resulting in Most ED Visits in Harford County, 2021



In 2021, the three chronic conditions resulting in the most ED visits in Harford County were **hypertension, mental health disorder, and substance use disorder.**



Top Causes of Mortality



Due to the the rise of COVID cases in 2020 and no vaccine development at that stage in the pandemic, COVID became the 3rd leading cause of death in Harford County in 2020.



COVID-19 Statistics

COVID-19 Cases, Deaths, and Case Fatality Rate for Total Population March 2020 to December 2021

Area	Cases	Deaths	Case Fatality Rate
Worldwide	288,738,719	5,469,066	1.89
United States	54,689,367	824,336	1.51
Maryland	700,789	11,758	1.69
Harford County	26,489	407	1.54*



COVID-19

True or False?

The percentage of population that is fully vaccinated is higher in Harford County than the percentage of population that is fully vaccinated in the United States.

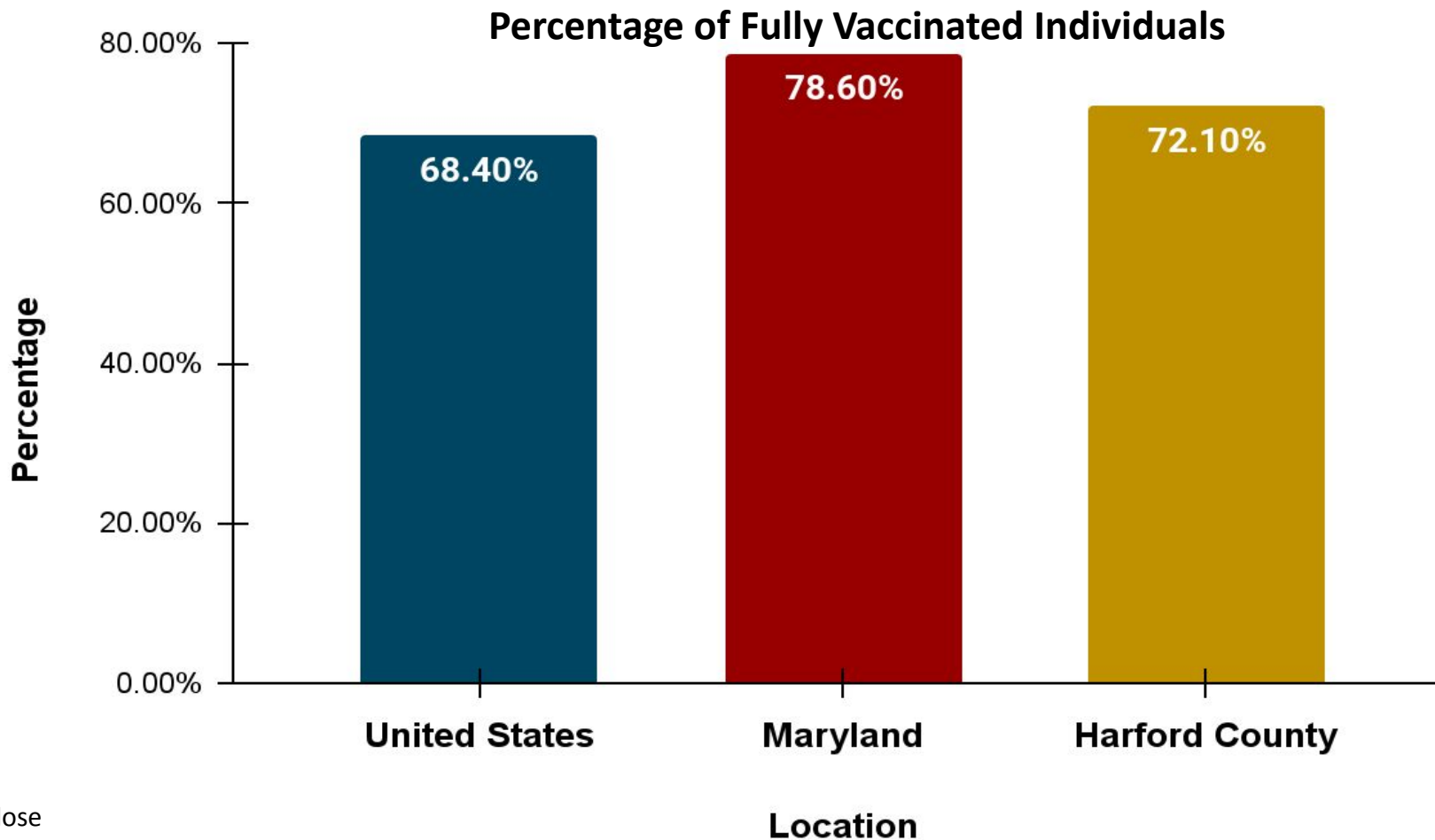


COVID-19 Vaccinations

Number of Additional
Doses and/or Booster
Doses Given to Harford
County Residents:
101,131

Second Booster Dose
Administrations: 37,313

As of Nov. 4, 2022



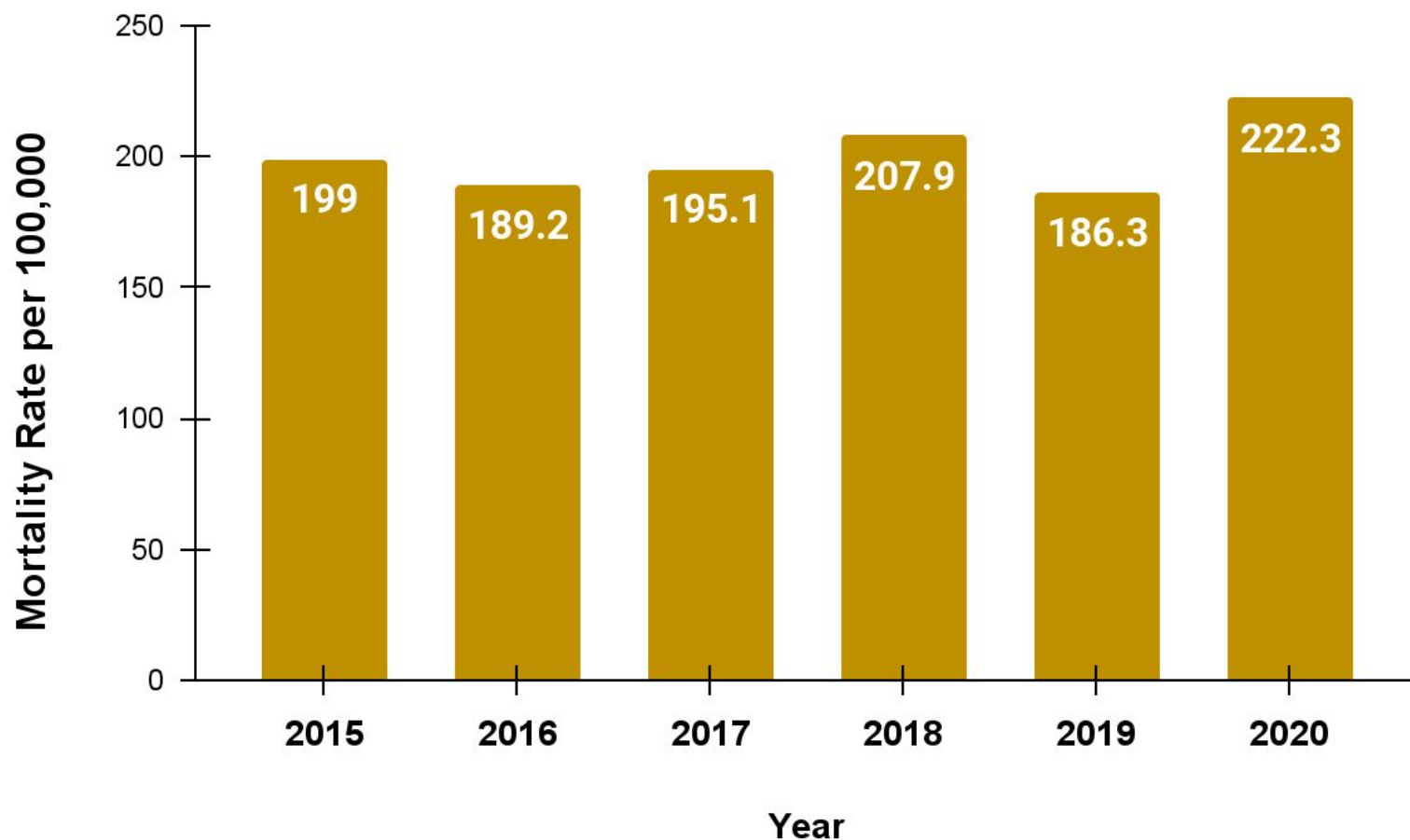
*Data is showing total population (0+)

*Fully vaccinated is the completion of a two dose vaccine regimen or a single dose regimen



Heart Disease

Heart Disease Deaths per 100,000 in Harford County, 2015-2020



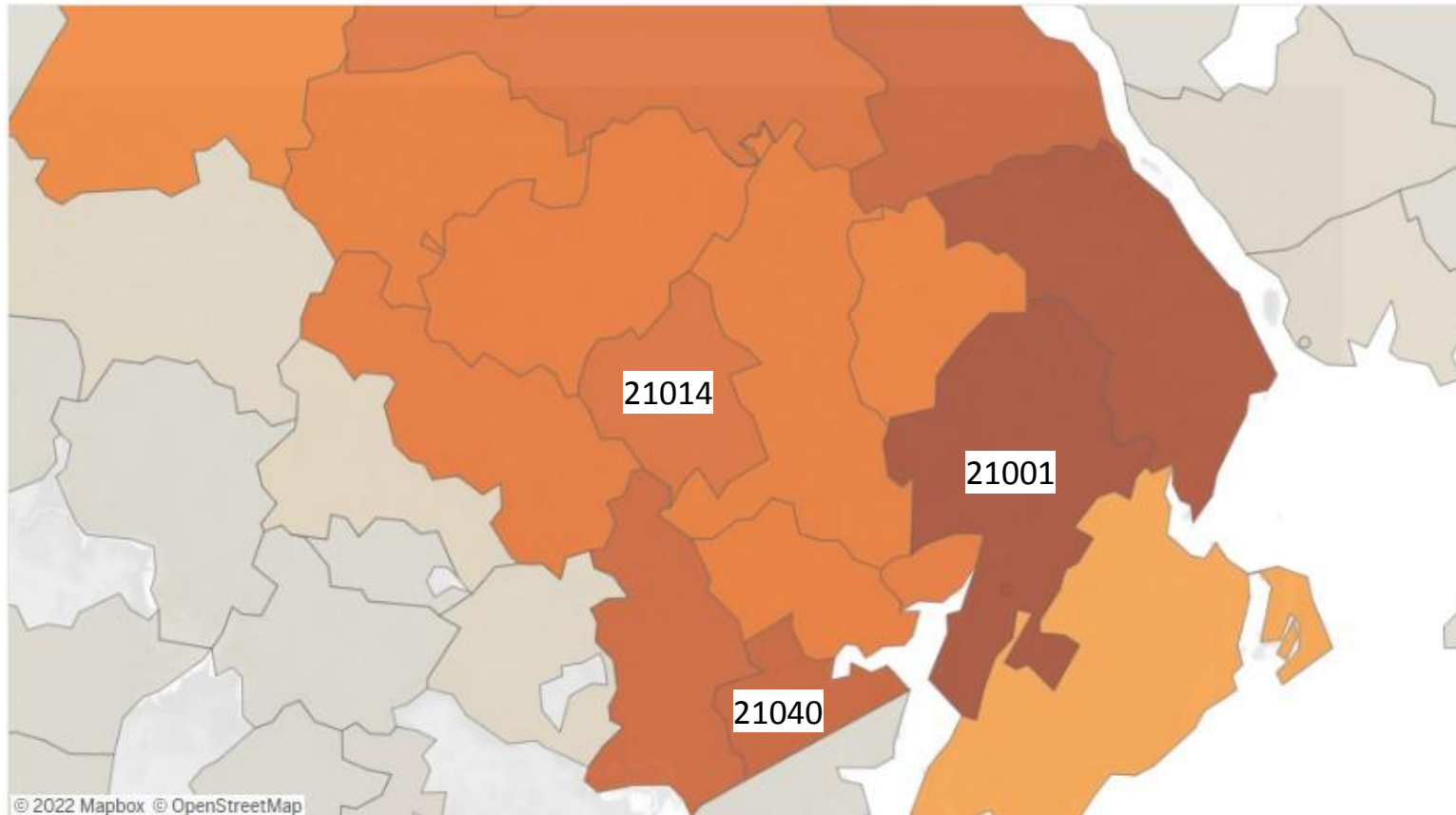
Heart Disease mortality rates remained constant in previous years but saw a 17.6% increase in 2020 from 2019.



Hypertension

Visits per 1000

0.0 317.1



Harford County Zip Codes with the highest rates of hospitalizations for hypertension:

2018-2019

Aberdeen (21001) - 317 per 1000

Edgewood (21040) - 247 per 1000

Bel Air South (21014) - 200 per 1000

2020-2021

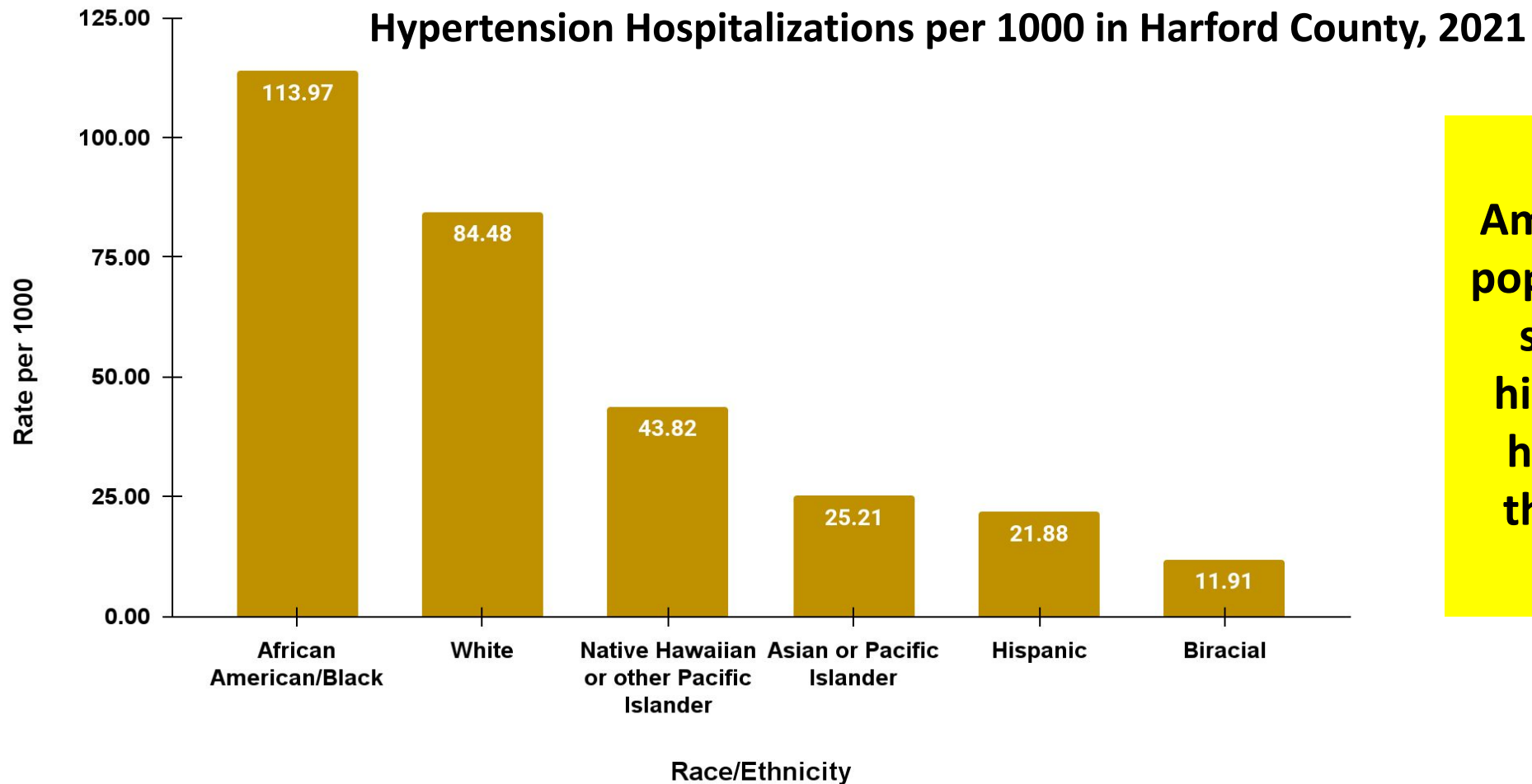
Aberdeen (21001) - 265 per 1000

Edgewood (21040) - 204 per 1000

Bel Air South (21014) - 158 per 1000



Hypertension

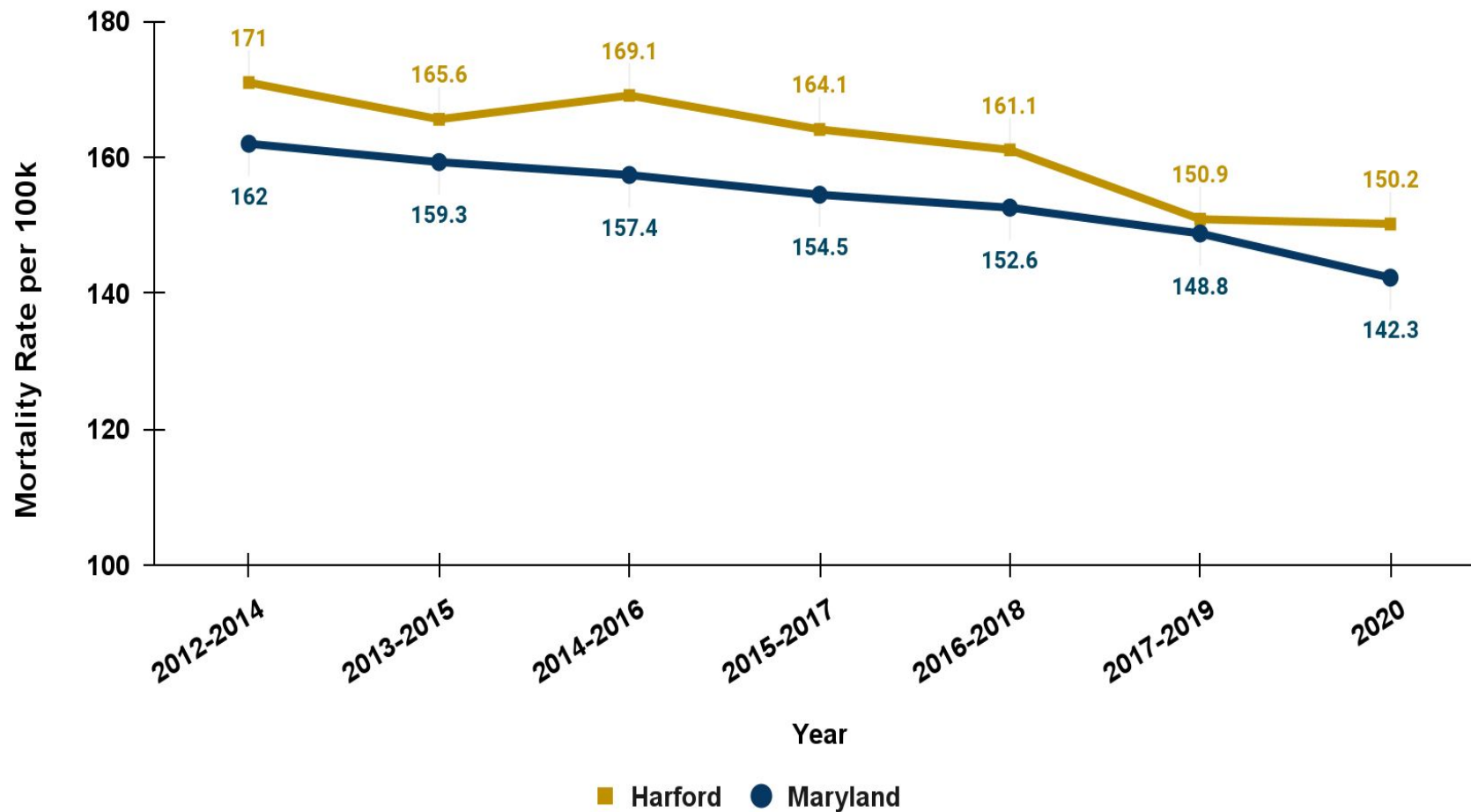


African American/Black population show significantly higher rates of hypertension than all other races.



Cancer

Age-Adjusted Cancer Mortality Rates in Harford County and Maryland, 2012-2020

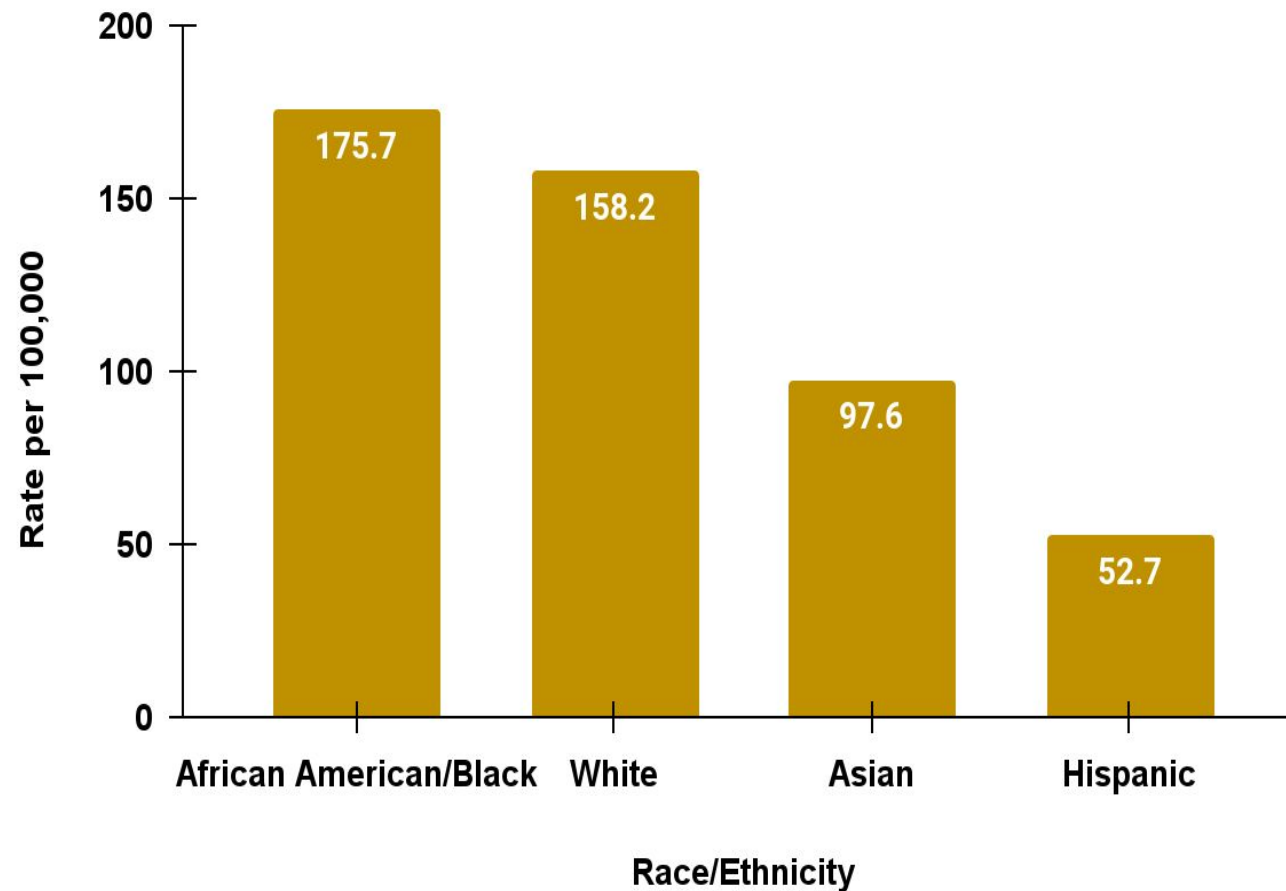


Although cancer mortality rates are declining, deaths from cancer in Harford County have historically been higher than the Maryland average.



Cancer

Death Rate by Race/Ethnicity in Harford County, 2015-2019

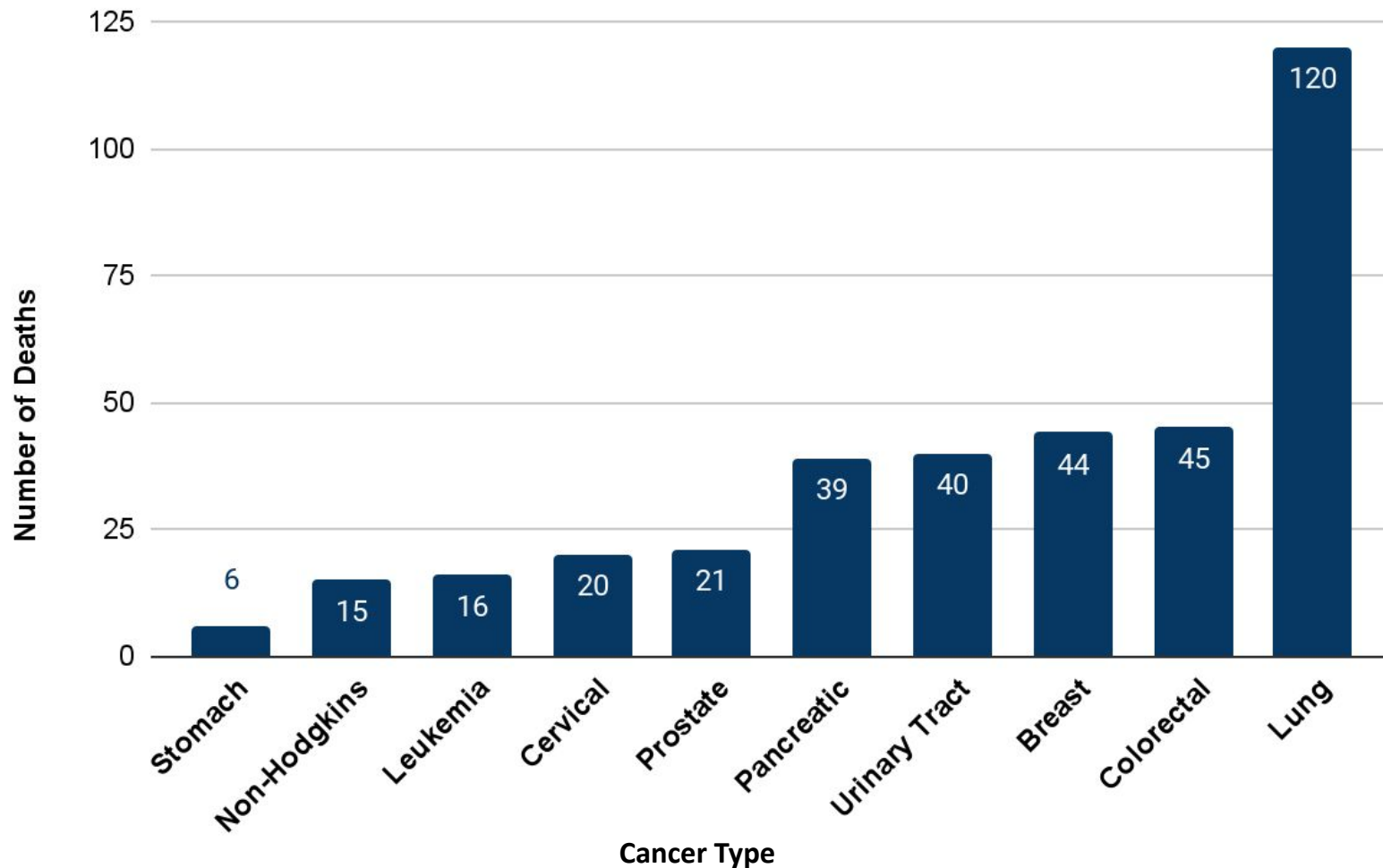


From 2015-2019, African Americans have seen the most Cancer deaths among all other races in Harford County.



Cancer

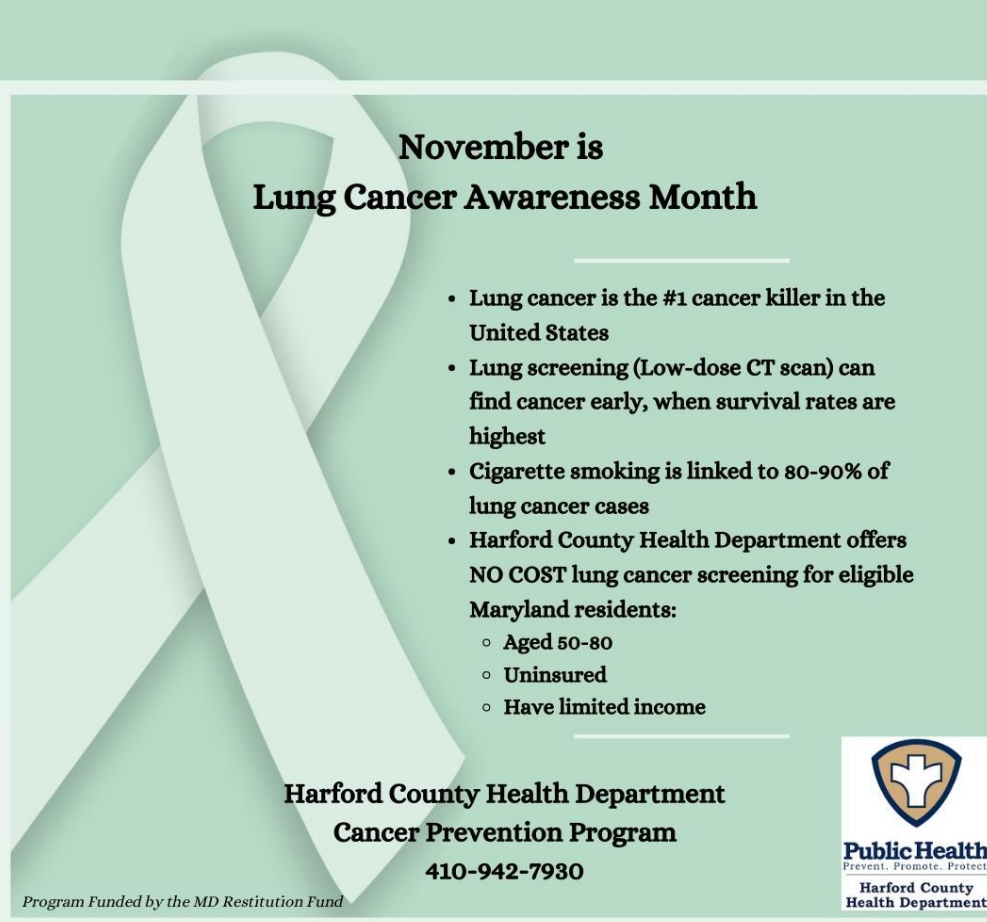
Cancer Deaths by Type in Harford County, 2020



Lung Cancer was the single cancer type resulting in the most deaths in Harford County in 2020.



Cancer




**November is
Lung Cancer Awareness Month**

- Lung cancer is the #1 cancer killer in the United States
- Lung screening (Low-dose CT scan) can find cancer early, when survival rates are highest
- Cigarette smoking is linked to 80-90% of lung cancer cases
- Harford County Health Department offers **NO COST** lung cancer screening for eligible Maryland residents:
 - Aged 50-80
 - Uninsured
 - Have limited income

**Harford County Health Department
Cancer Prevention Program
410-942-7930**

Program Funded by the MD Restitution Fund



This was a recent social media post by the Harford County Health Department showcasing our Cancer Prevention Program, promoting lung cancer screenings. Monthly ads are created for social media to promote screening. Social media users can use the link provided in the posts to reach out and determine eligibility for the program.



@harcohealthdept



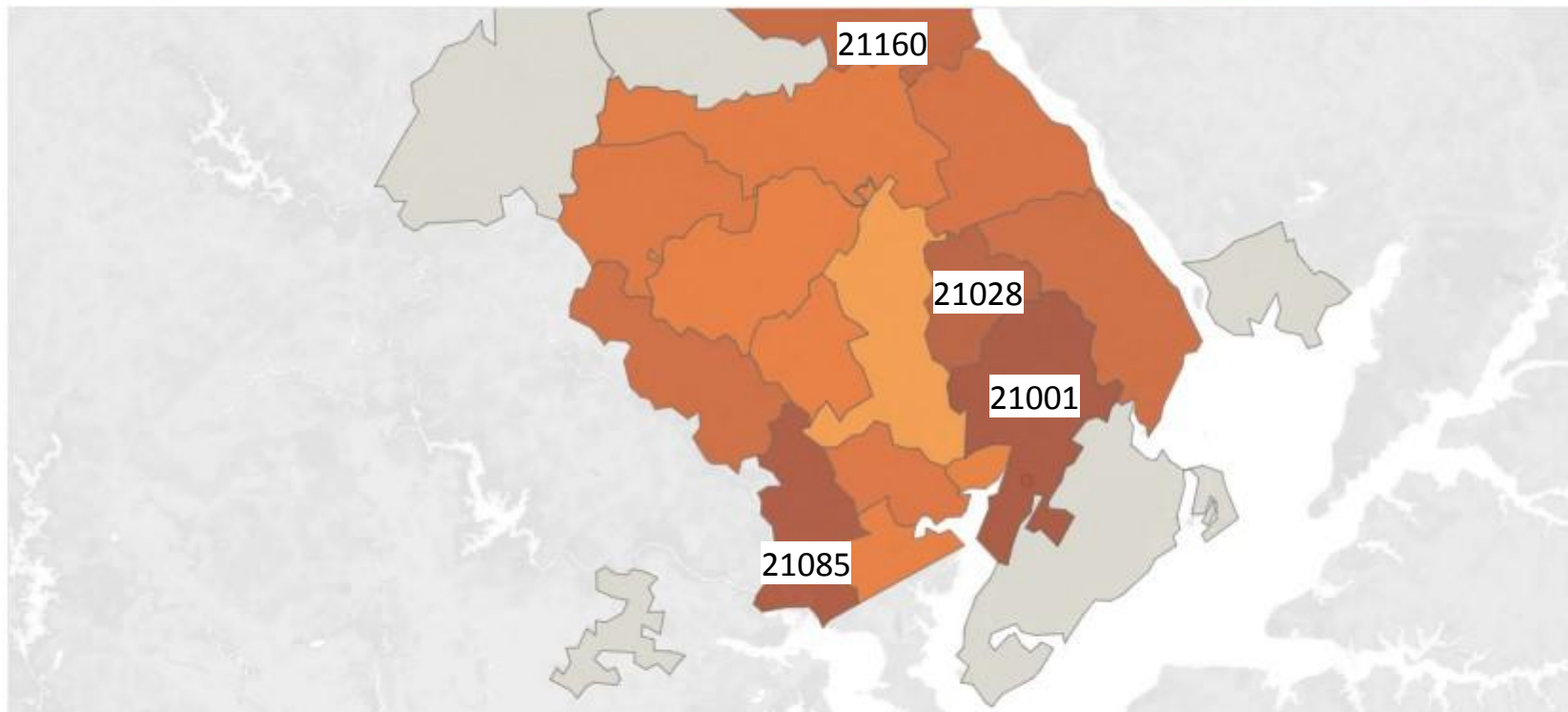
Harford County Health Department



Lung Cancer

Lung Cancer Hospitalizations per 1000, by Zip Code, Harford County, 2020-2021

Visits per 1000



Harford County Zip Codes with the highest rates of hospitalizations for Lung Cancer: 2020-2021

Aberdeen (21001) - 8.33 per 1000

Joppatowne (21085) - 8.03 per 1000

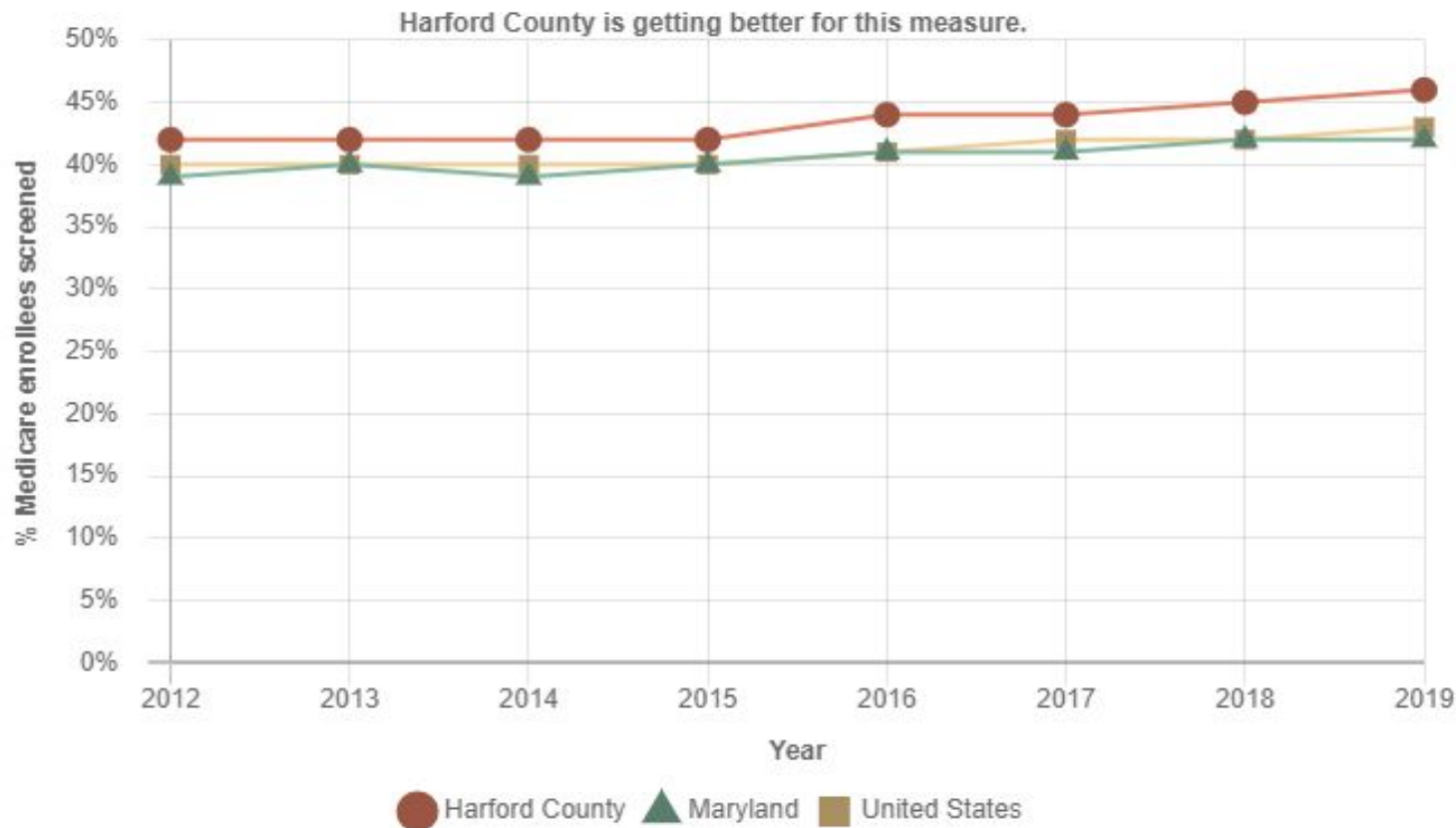
Churchville (21028) 7.23 per 1000

Whiteford (21160) 6.65 per 1000



Breast Cancer

Mammography screening in Harford County, MD
County, state and national trends



Percentage of female Medicare enrollees ages 65-74 that received an annual mammography screening.

In Harford County, 46% of female Medicare enrollees received an annual mammography screening.

Disaggregated by Race	Value
% Screened	46%
Asian	33%
Black	46%
Hispanic	38%
White	47%



Question

True or False?

1 in 5 people have diabetes
and they don't know they
have it.



Diabetes

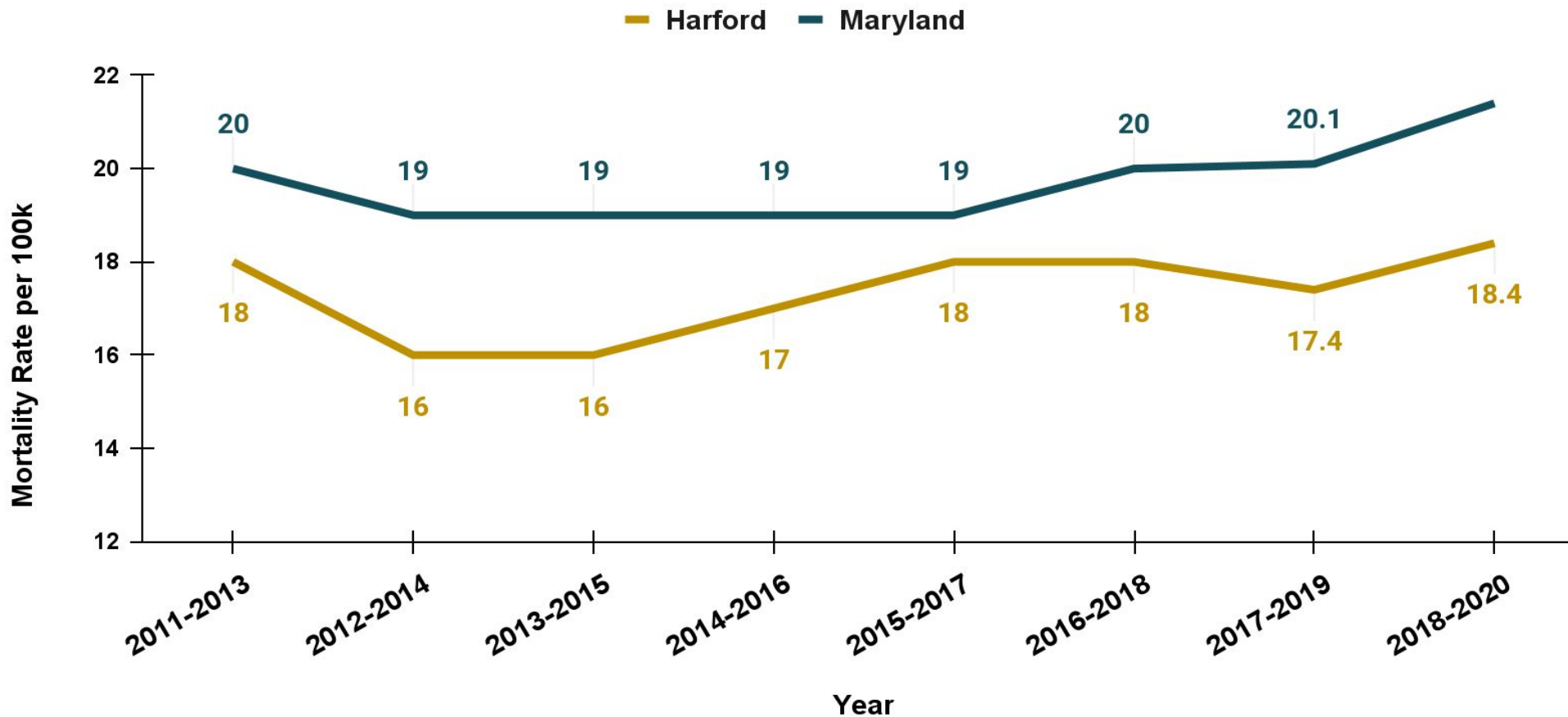
True

Diabetes often goes undiagnosed due to lack of visible symptoms and access to health care services. Diabetes is the 7th leading cause of death in both the U.S. and Harford County but is underreported.



Diabetes

Age-Adjusted Diabetes Mortality Rates in Maryland and Harford County 2020

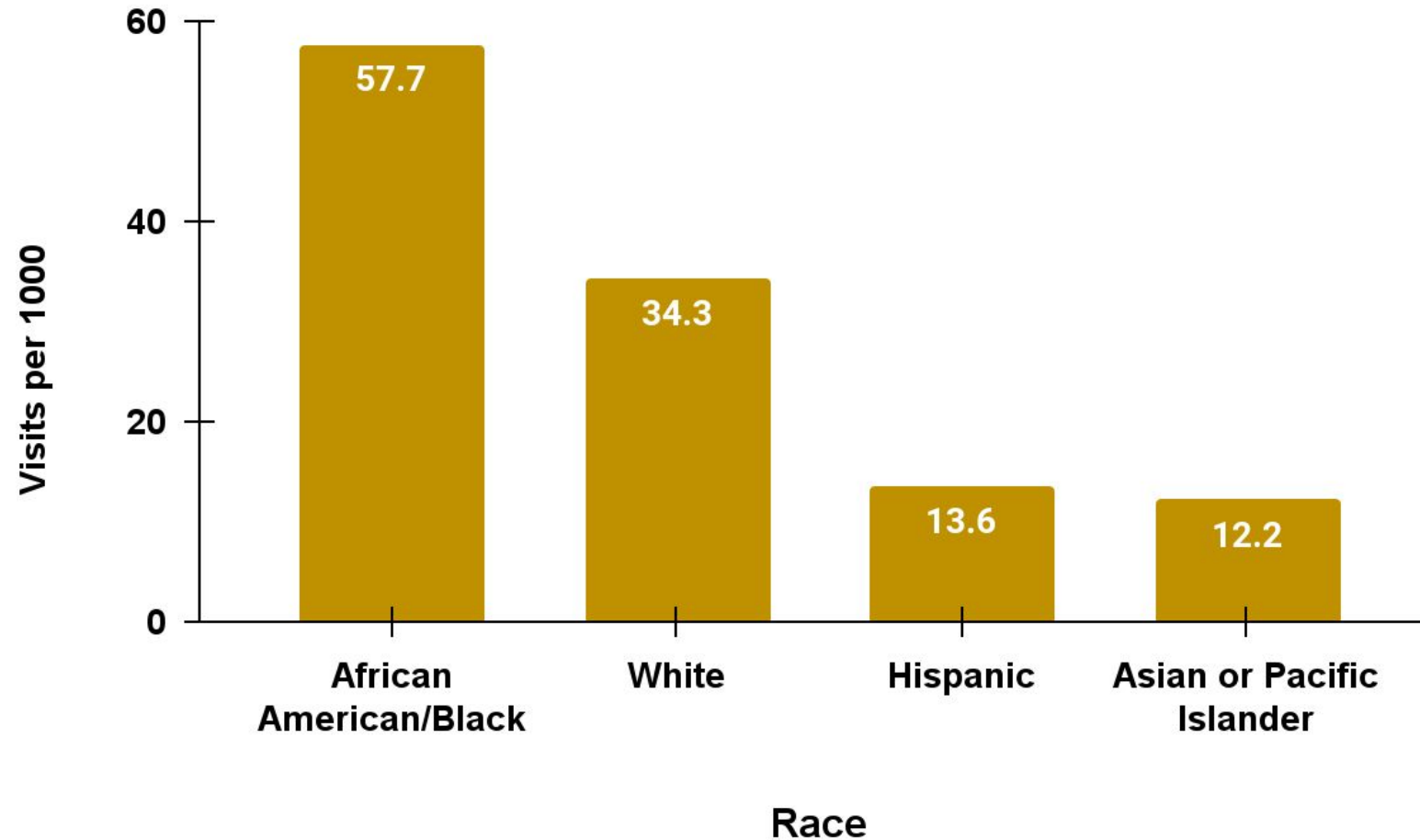


Harford has maintained slightly lower diabetes mortality rates than the state average since 2011.



Diabetes

Diabetes-Related Hospitalizations per 1000, Harford County, 2021



Diabetes



Community Health Event

Sunday, October 23rd
will be located at the Mary Risteau Courthouse parking lot.
2 S. Bond Street, Bel Air, MD 21014.
12:00pm - 4:00pm

Come to our Community Health Event and receive information on all services available thru the Health Department and various organizations within our community.

WE WILL HAVE:
HEALTH SCREENINGS
HEALTHY SNACKS
COMMUNITY RESOURCES
AND MORE!

Public Health
Prevent. Promote. Protect.
Harford County Health Department

Get Free Screenings from HEALTHLINK

Blood pressure
Diabetes Risk Assessment
A1C Testing

**UNIVERSITY of MARYLAND
UPPER CHESAPEAKE HEALTH**

SAVE MART
INTERNATIONAL FOOD

For more information:
Alejandra Huezo 443-752-4027
alejandra.huezo@maryland.gov

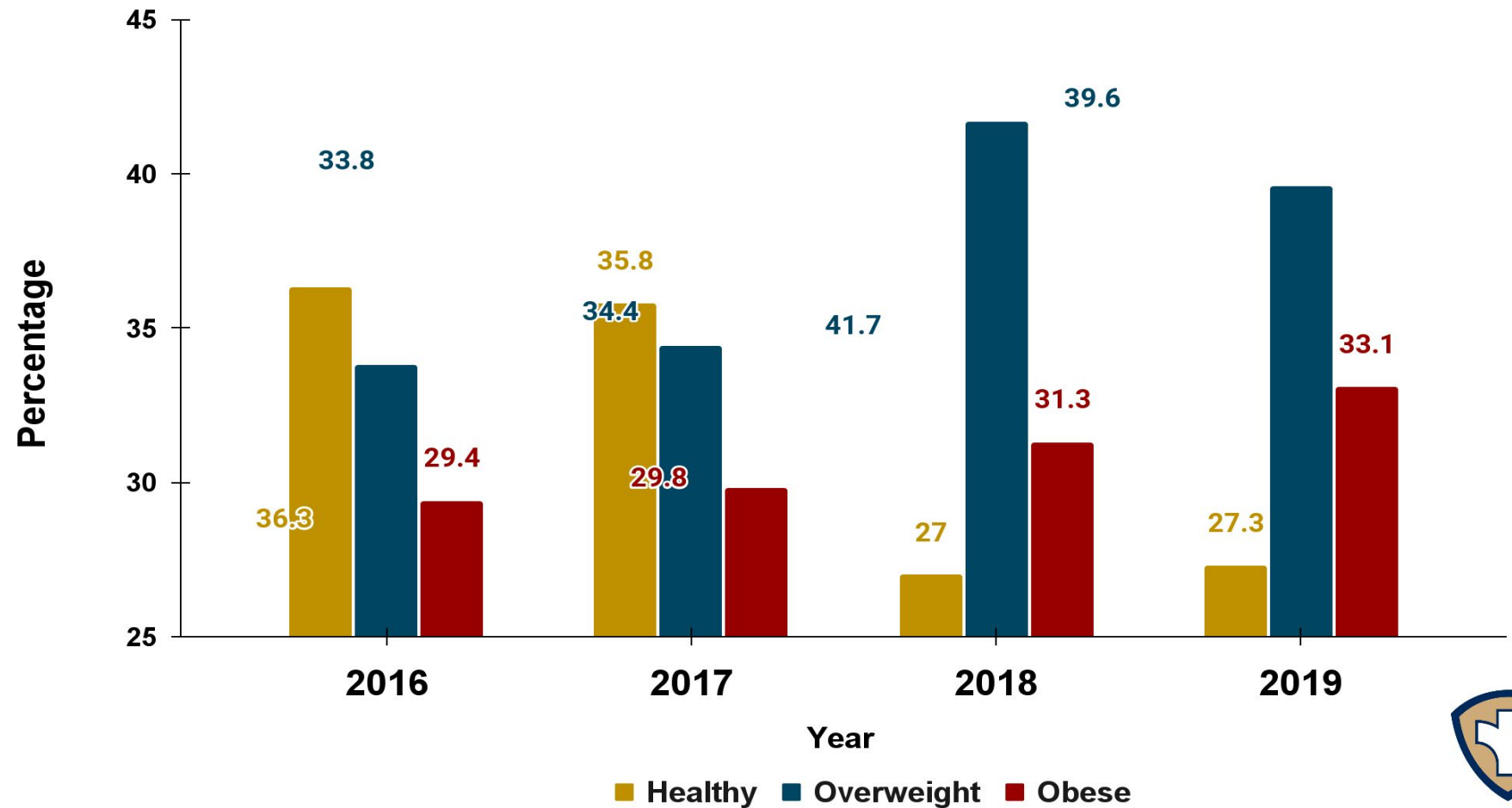
The Harford County Health Department hired a new CHW (Alejandra Huezo) in August 2022 to assist with Diabetes outreach to the Latino community!

- Outreach about diabetes and other chronic diseases
- Will work to identify new community partners
- Education will focus mainly on prevention
- Will work with Upper Chesapeake Community Health and Improvement to learn how to teach Diabetes Prevention Program Classes
- Partner with Chronic Disease LHIC members for review of materials and assistance with promotion of events



Obesity

Percent of Adults Healthy, Overweight, & Obese, Harford County, 2015-2019



Healthy: BMI 18.5-24.9

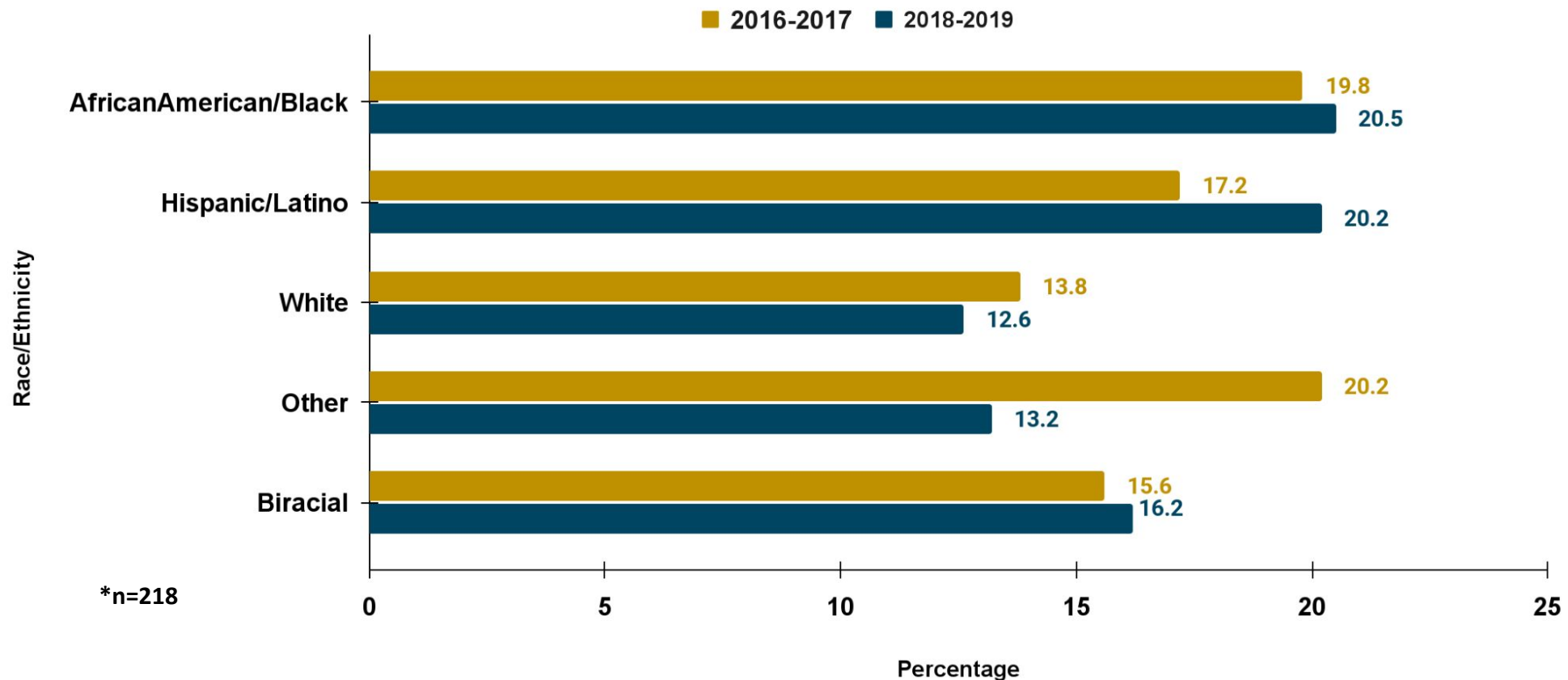
Overweight: BMI 25.0 -29.9

Obese: BMI 30.0+



Obesity

Percentage of High School Students (9th-12th Grade) Who Were Overweight, Harford County. 2016-2019

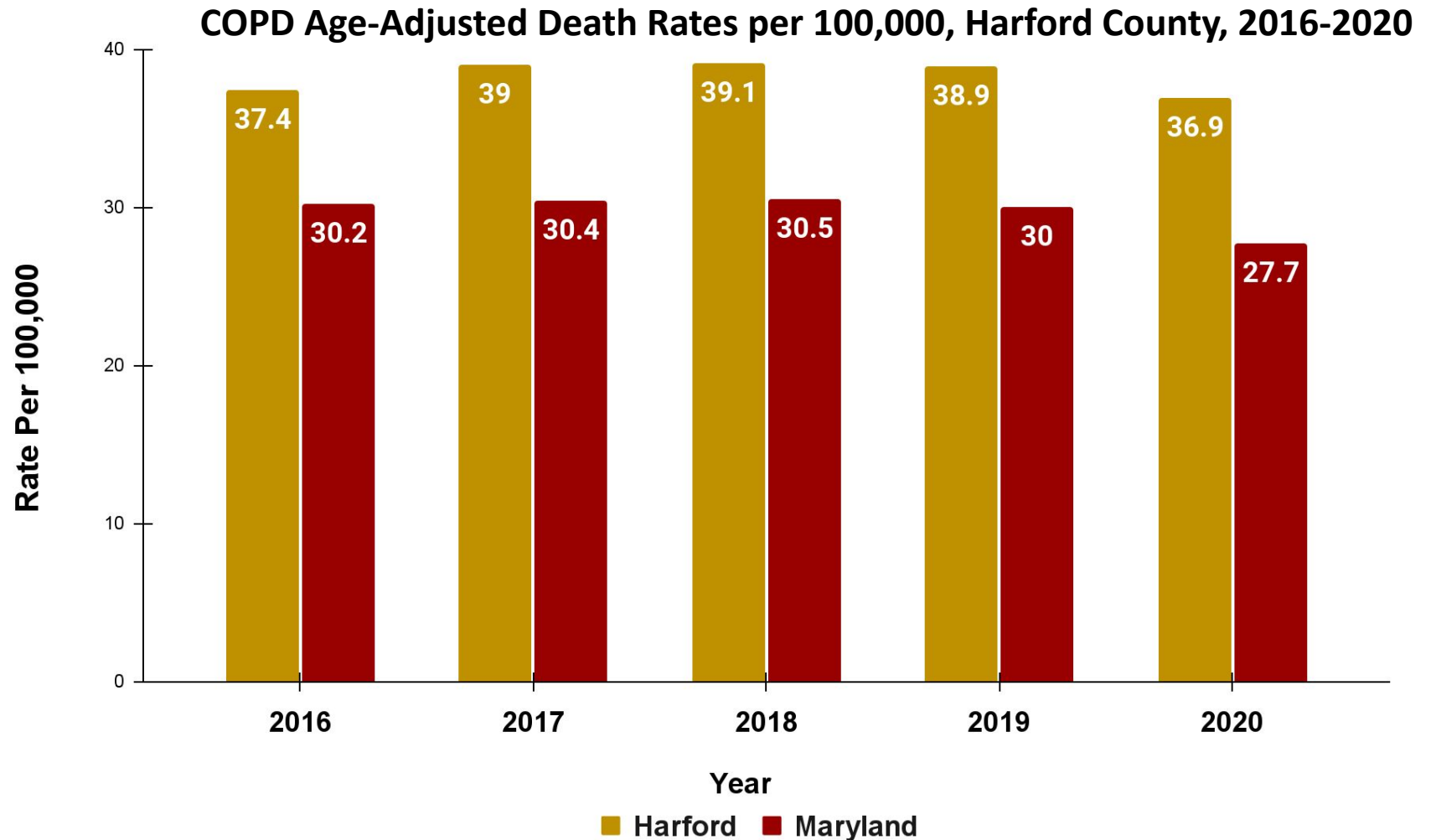


*n=218



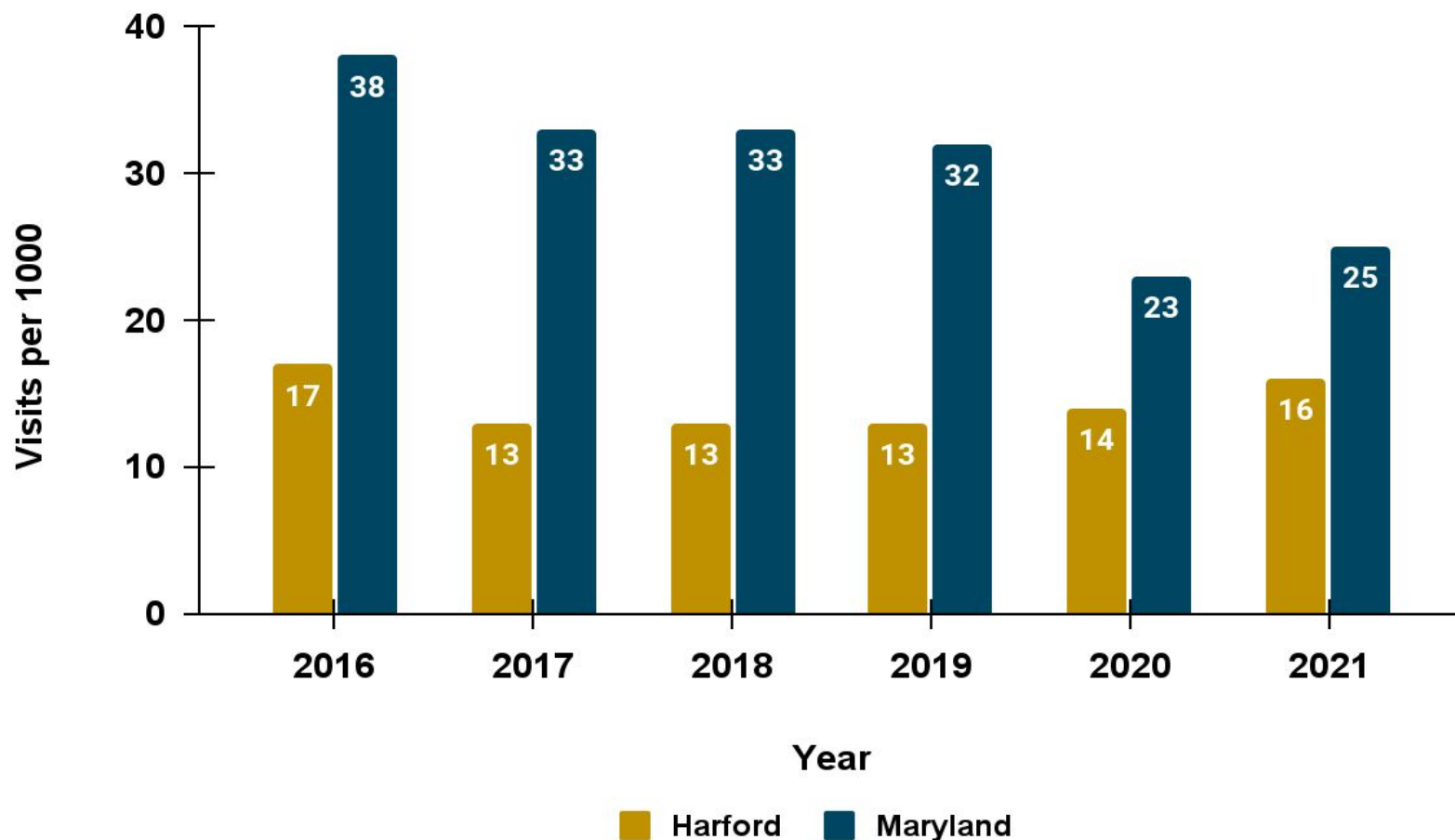
Chronic Obstructive Pulmonary Disease (COPD)

COPD rates have been higher in Harford County compared to the state for several years.



Asthma

Asthma ED Visits in Harford County, 2016-2021



Asthma-Related Emergency department visits in Harford County have been increasing yearly since 2019.

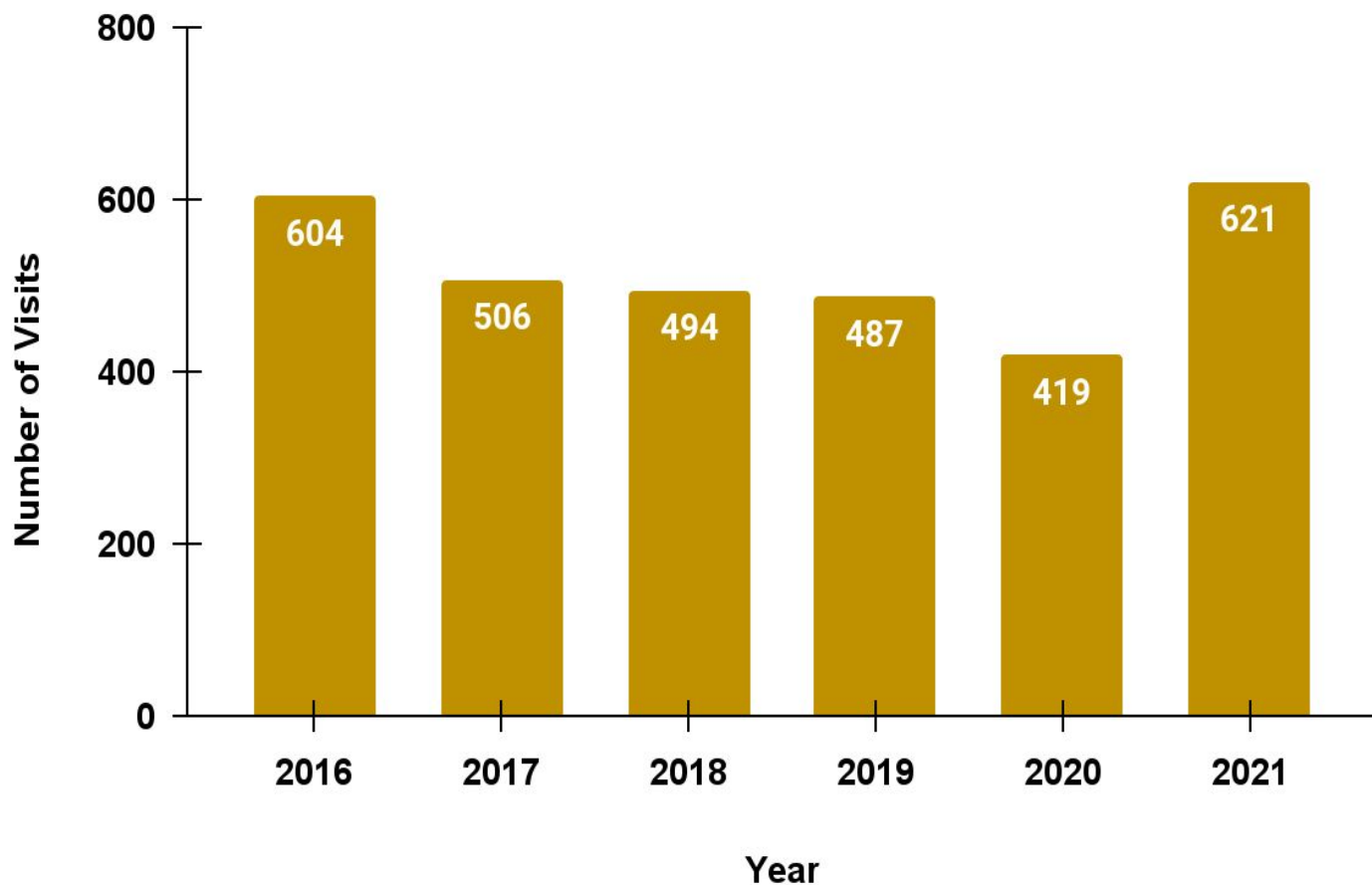
Zip codes with highest rates of Emergency Department visits, 2020-2021:

Edgewood (21040) - 60.9 per 1000
Aberdeen (21001) - 57.06 per 1000
Havre de Grace (21079) - 42.61 per 1000



Asthma

Asthma ED Visits in Children age 0-17 in Harford County, 2016-2021



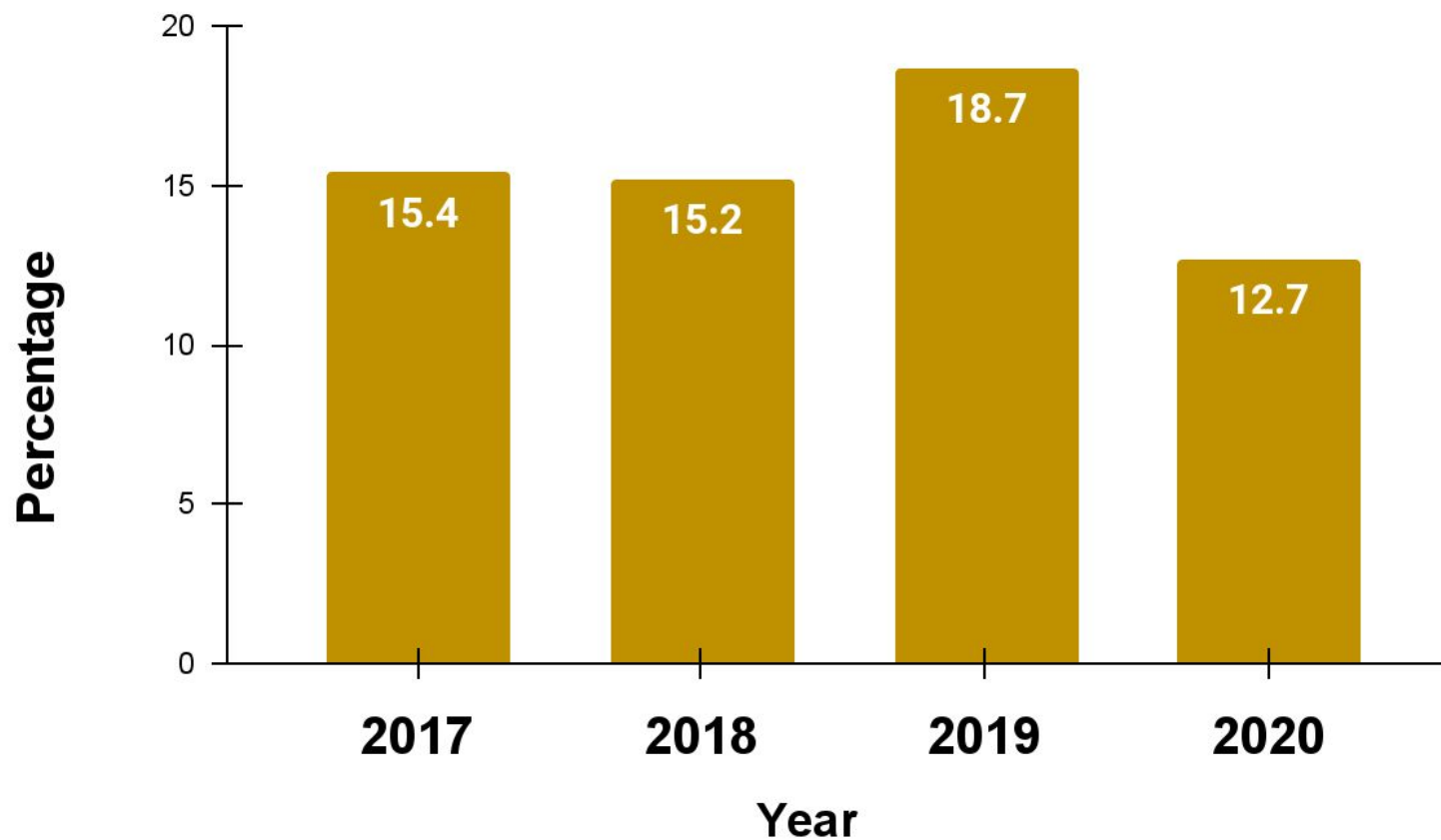
African American children suffer a disproportionate number of ED visits for asthma at **18 visits per 1,000** children in 2019, compared to:

White: 3.5 per 1000
Asian: 2.6 per 1000
Hispanic: 5.3 per 1000



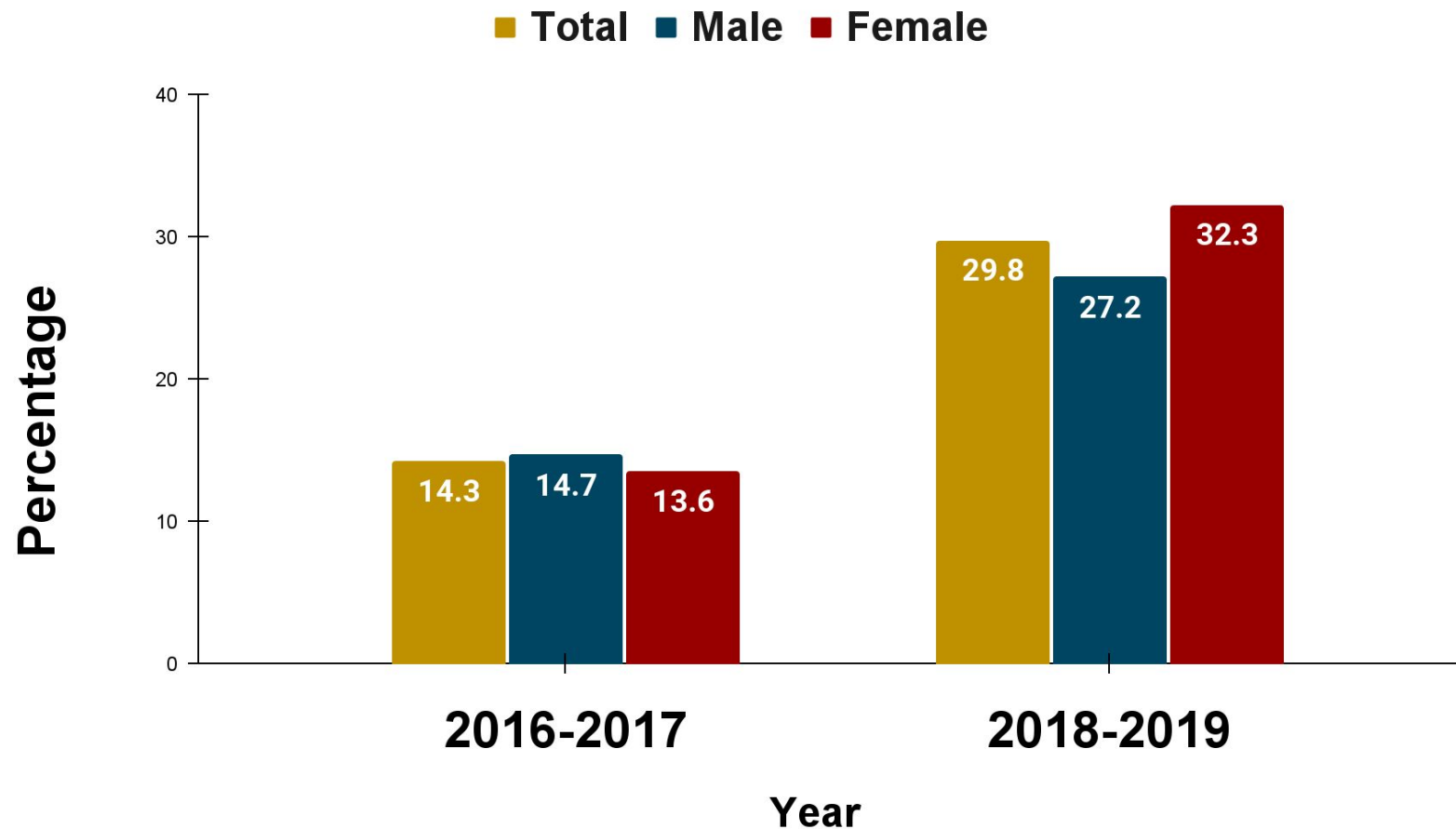
Adult Smoking

Current Tobacco Use in Adults, Harford County, 2017-2020



High School Vape Use

Current Electronic Vapor Product Use in High School Students, Harford County, 2014-2019



Vape Take Back Event

On October 15, Harford County Health Department's (HCHD) Tobacco Prevention Program was able to attend the Redner's Health Fair and provide education and information on Tobacco Prevention and Cessation. A Vape Take-Back was held in efforts to increase awareness on the dangers of using Electronic Cigarettes.

The program successfully collected **twenty eight (28)** devices for safe disposal. Way to go!!!

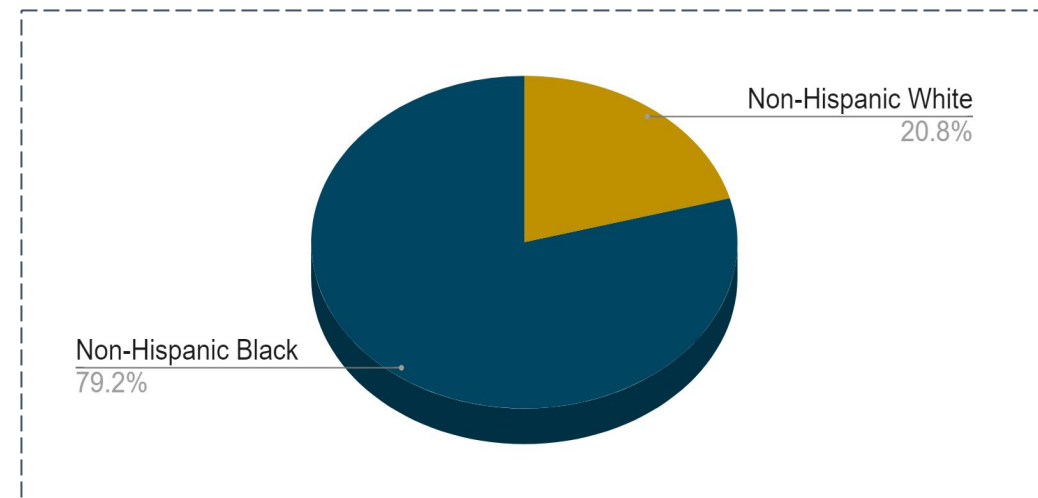
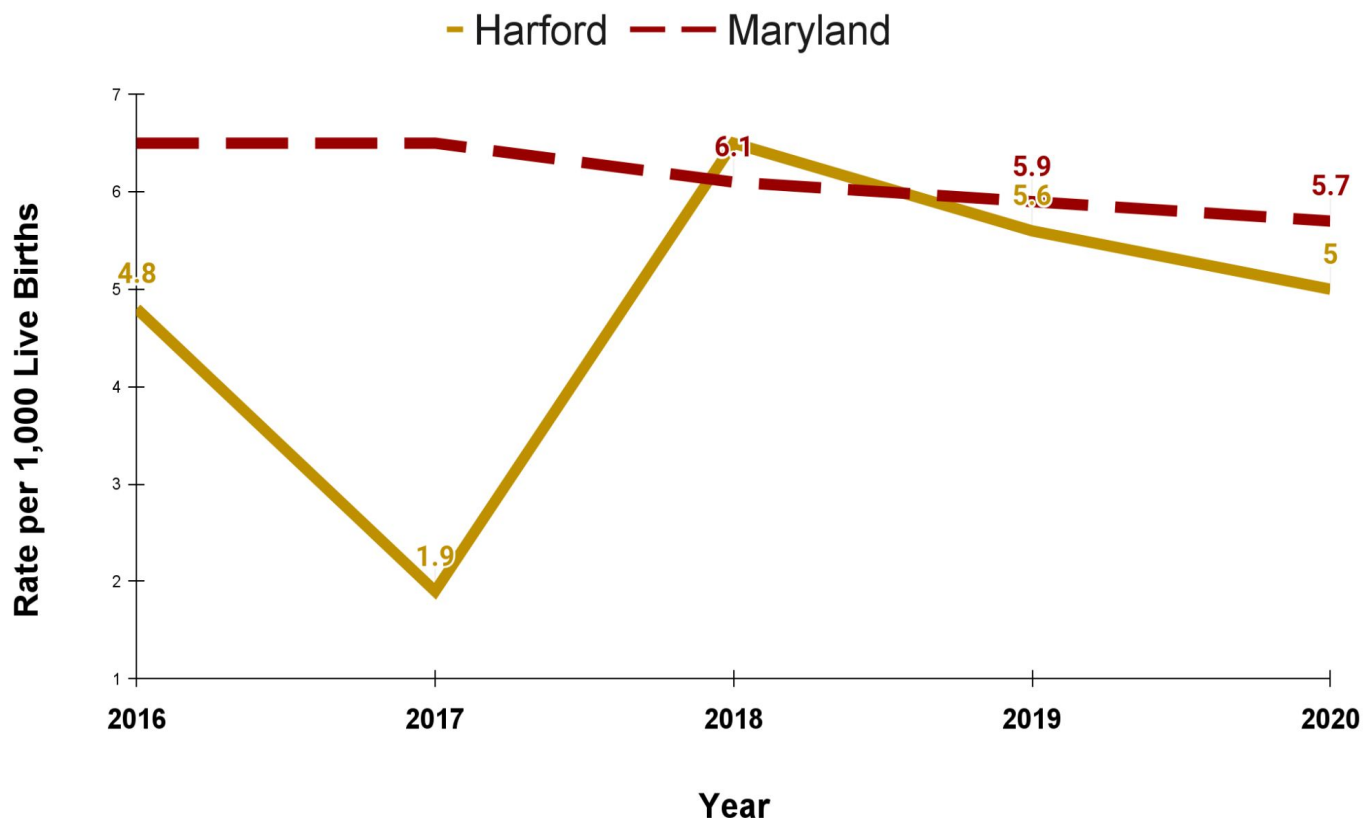


Family Health and Resiliency



Infant Mortality

Harford County and Maryland Infant Mortality Rate, 2016-2020

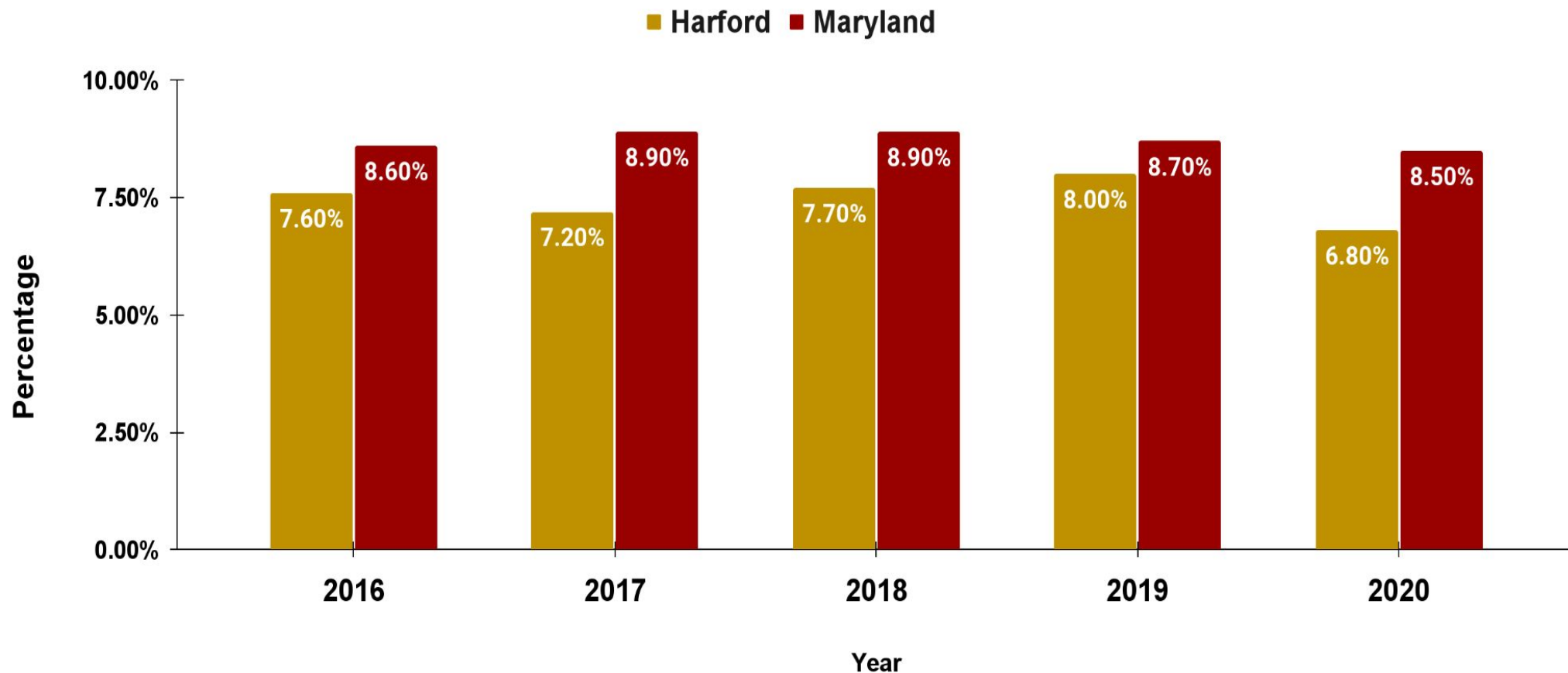


*2,572 Live Births in 2020



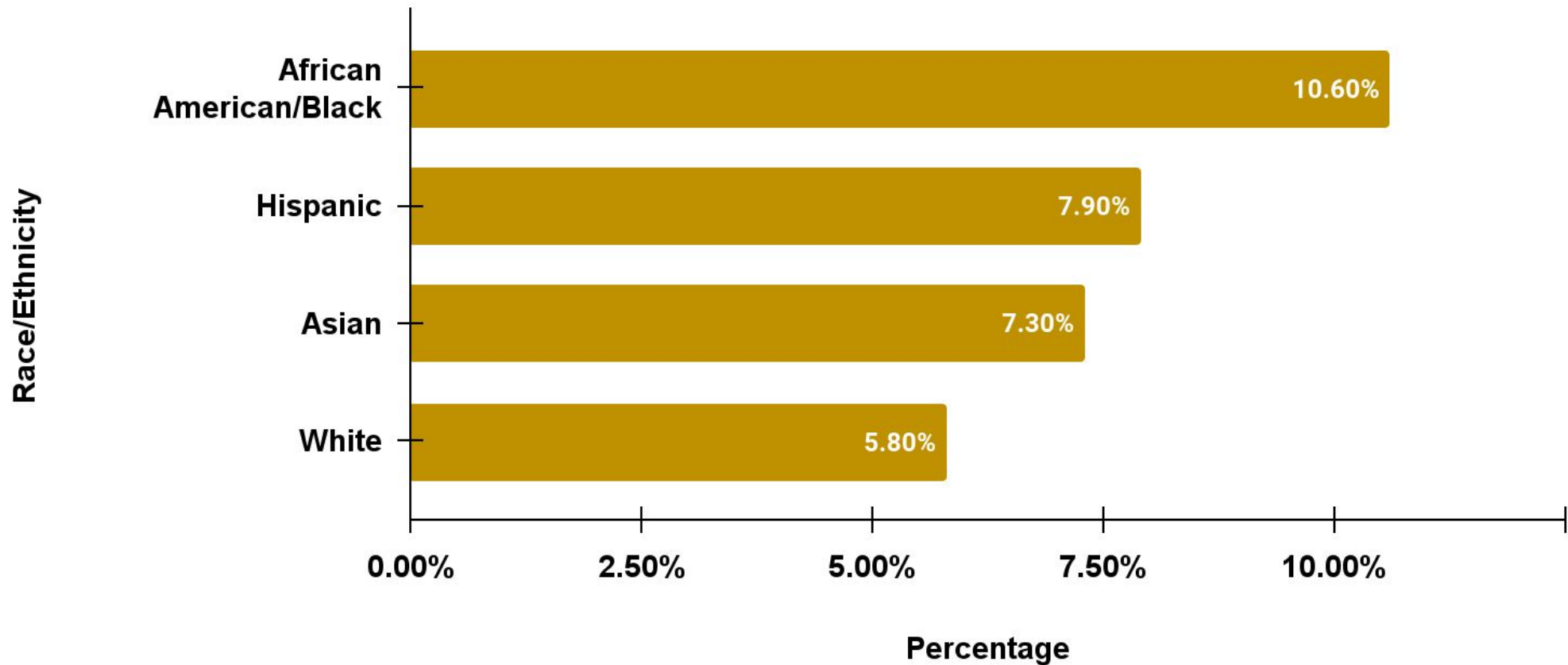
Low Birth Weight

Harford County and Maryland Low Birth Weight Percentage, 2016-2020



Low Birth Weight

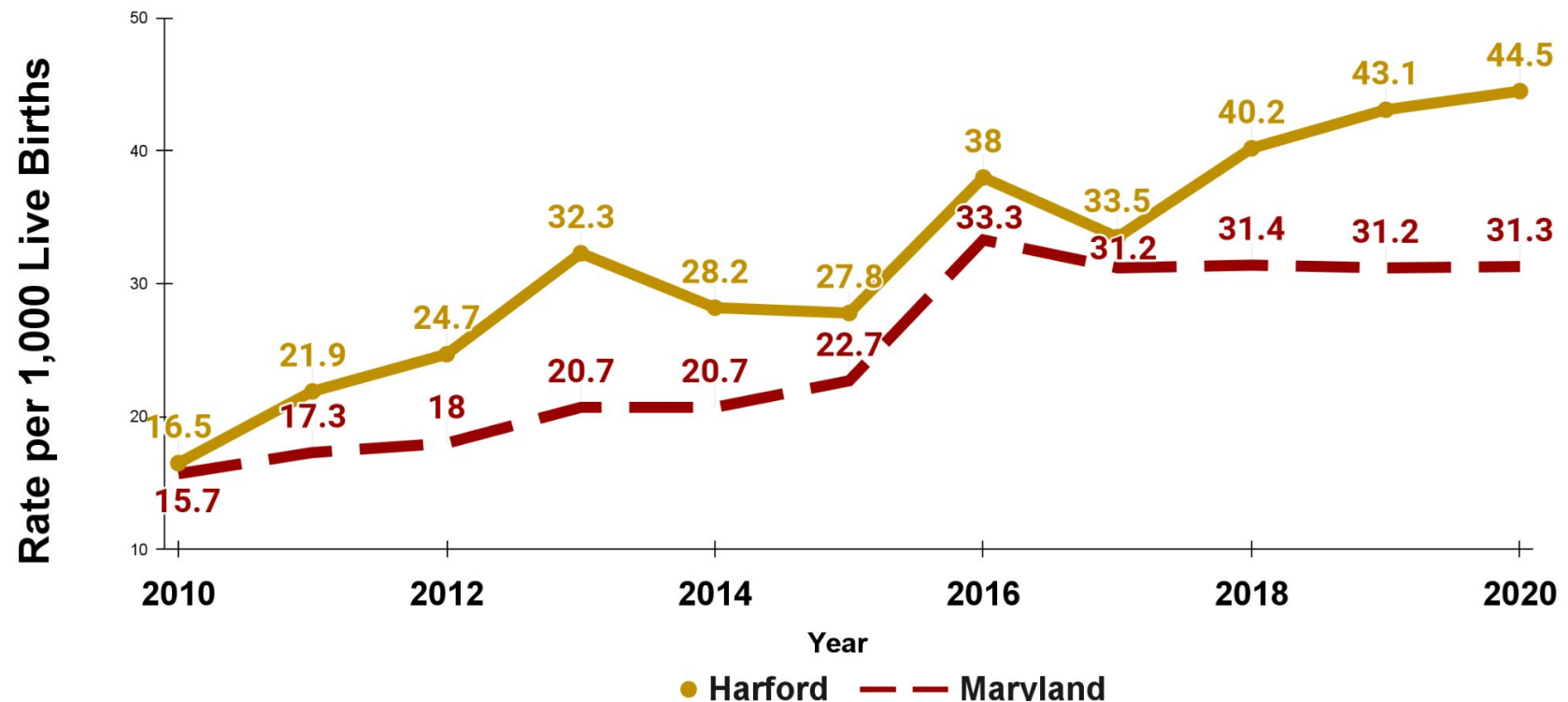
Low Birth Weight in Harford County by Race and Ethnicity, 2020



Substance Exposed Newborns (SEN)

Substance Exposed Newborns Rates in Harford County and Maryland, 2010-2020

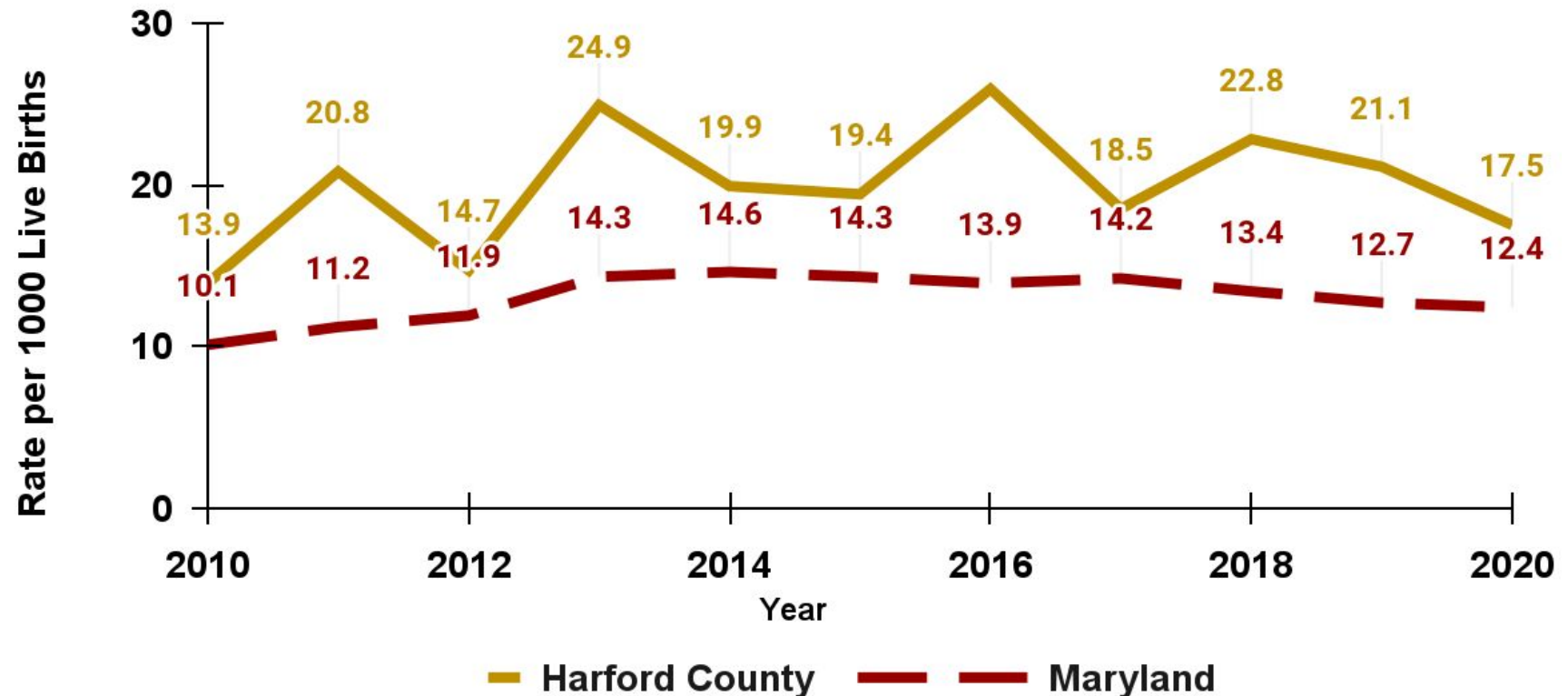
The SEN's rate has been on the rise since 2010, with Harford continually being higher than the state.



Neonatal Abstinence Syndrome (NAS)

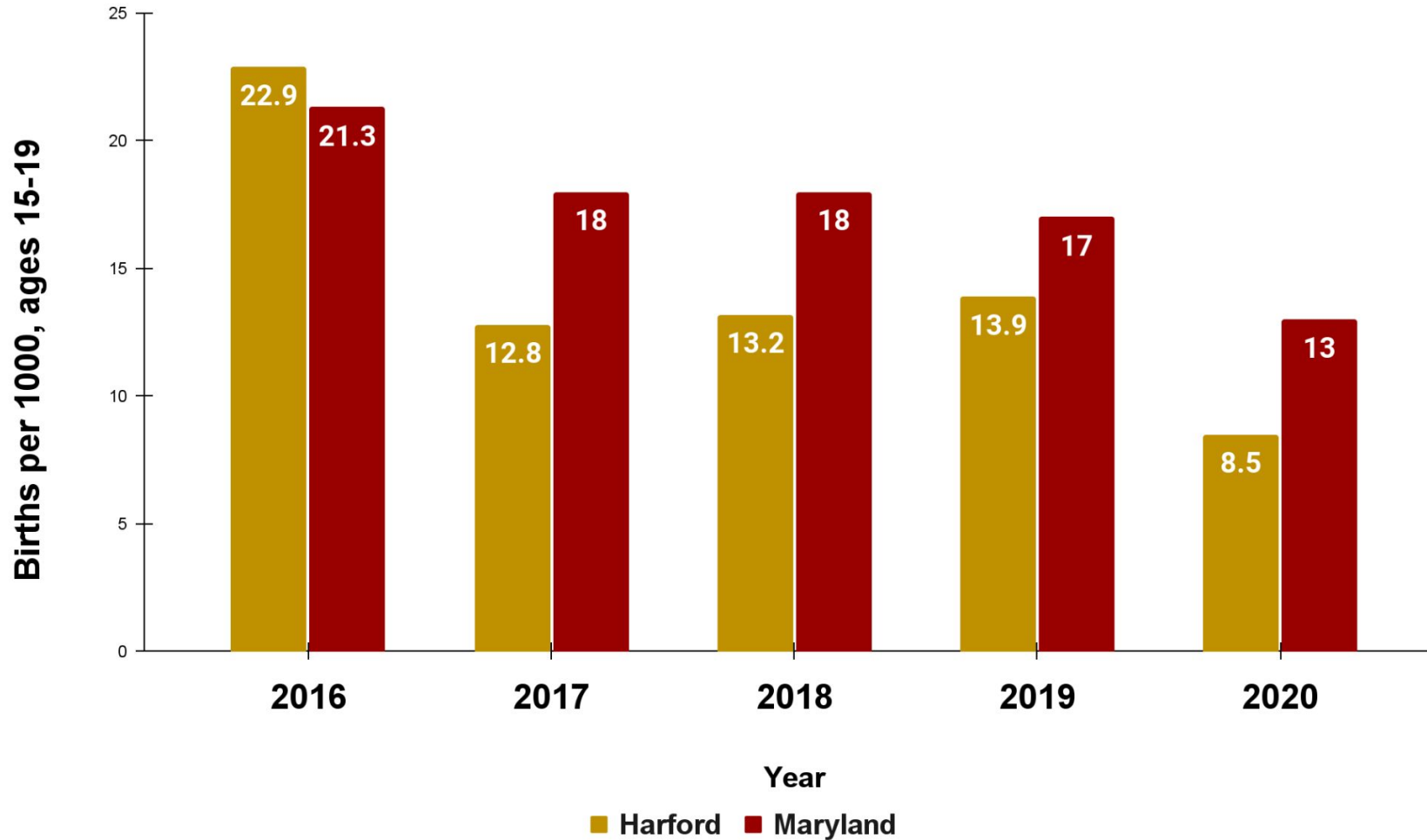
Neonatal Abstinence Syndrome Rate in Maryland and Harford County, 2010-2020

Since 2010, the NAS rate has been higher in Harford County than the state average.



Teen Births

Harford County and Maryland Teen Birth Rates, 2016-2020



Teen birth rates have been declining for several years now and remain lower than the state in recent years.



Megan's Place & Healthy Families



MEGAN's Place: A trusted, safe, non-judgmental physical place for at-risk pregnant, postpartum women and their families to meet in Harford County. Providing information and guidance, referrals and services, care coordination and support to Harford County families. MEGAN's Place serves as the entry point for all MCH services within HCHD.

In FY21 MEGAN's Place served 47 children and retained 45 clients!

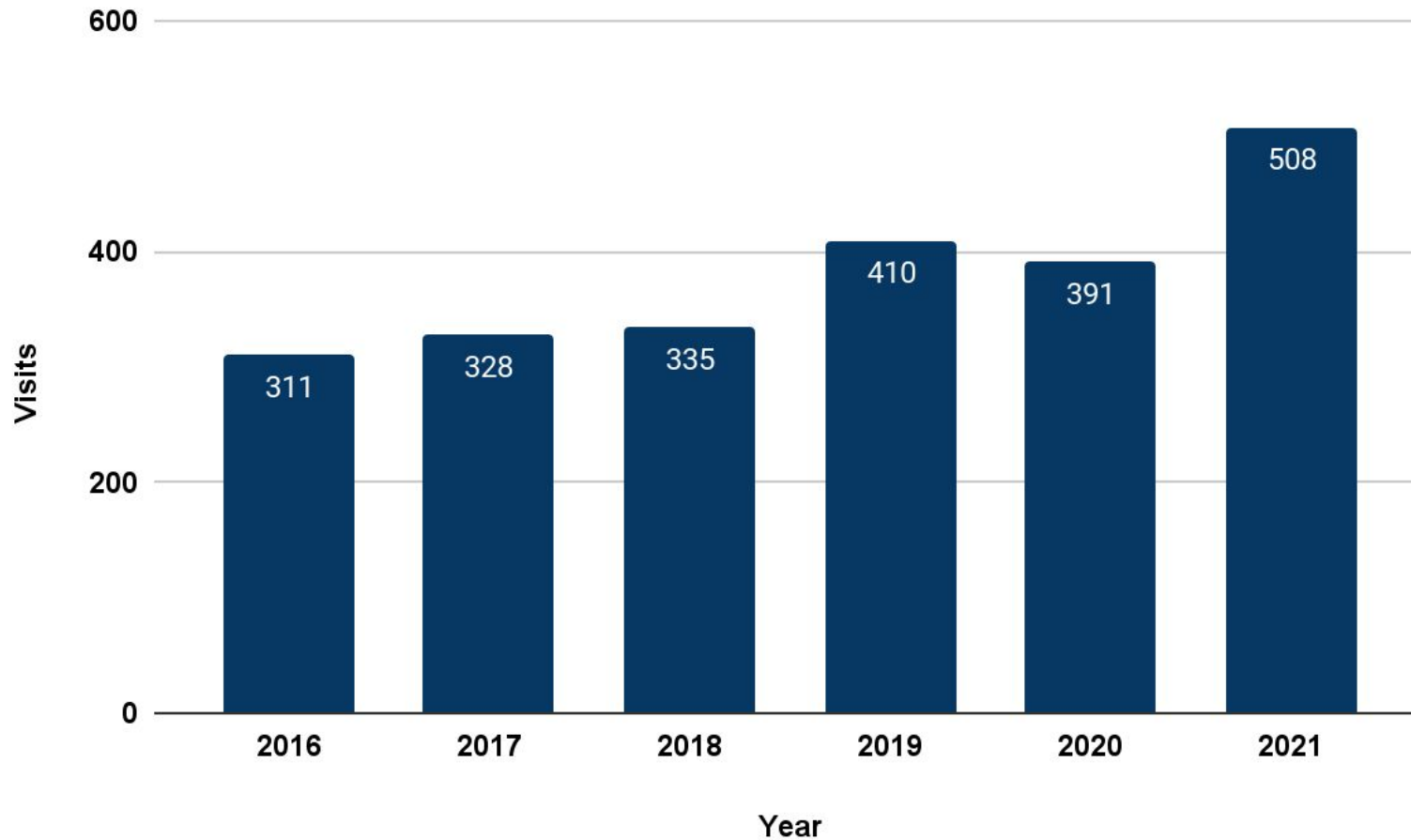
Healthy Families Harford County: provides home visiting services by trained Family Resource and Support Specialists. Family Support Specialists share updated information about prenatal development, parenting, child development, health care and local community resources. Healthy Families Harford County helps parents to take action in reducing life stressors and maximizing opportunities to bond with their babies, during and after pregnancy. All pregnant women and families with children under three months of age, living in Harford County are eligible to be screened for service. There are no fees for any of our services which include assessment, home visiting, and parenting groups.

In FY21, Healthy Families conducted 890 home visits!



Falls

ED visits from Falls in Adults ages 60+, Harford County, 2016-2021



Ages 85+ resulted in the most ED visits in 2021 at **142 (28%)**.



HUD Program

HUD Grant: Healthy, Happy Homes

- **Eligibility**
 - Homeowner
 - At Least 62 years of age
 - Low-income Harford County resident
- **Home Modifications May Include**
 - Temporary ramp
 - Shower chairs
 - Handheld shower head
 - Raised toilet seat
 - Risers for chairs & sofas
 - Non-slip strips



HEALTHY, HAPPY HOMES

A program to help seniors age comfortably in their own homes.

Eligibility:

- Homeowner
- At Least 62 years of age
- Low-income
- Harford County resident

Home Modifications May Include:

- Temporary ramp
- Shower chairs
- Handheld shower head
- Raised toilet seat
- Risers for chairs & sofas
- Non-slip strips

About The Program

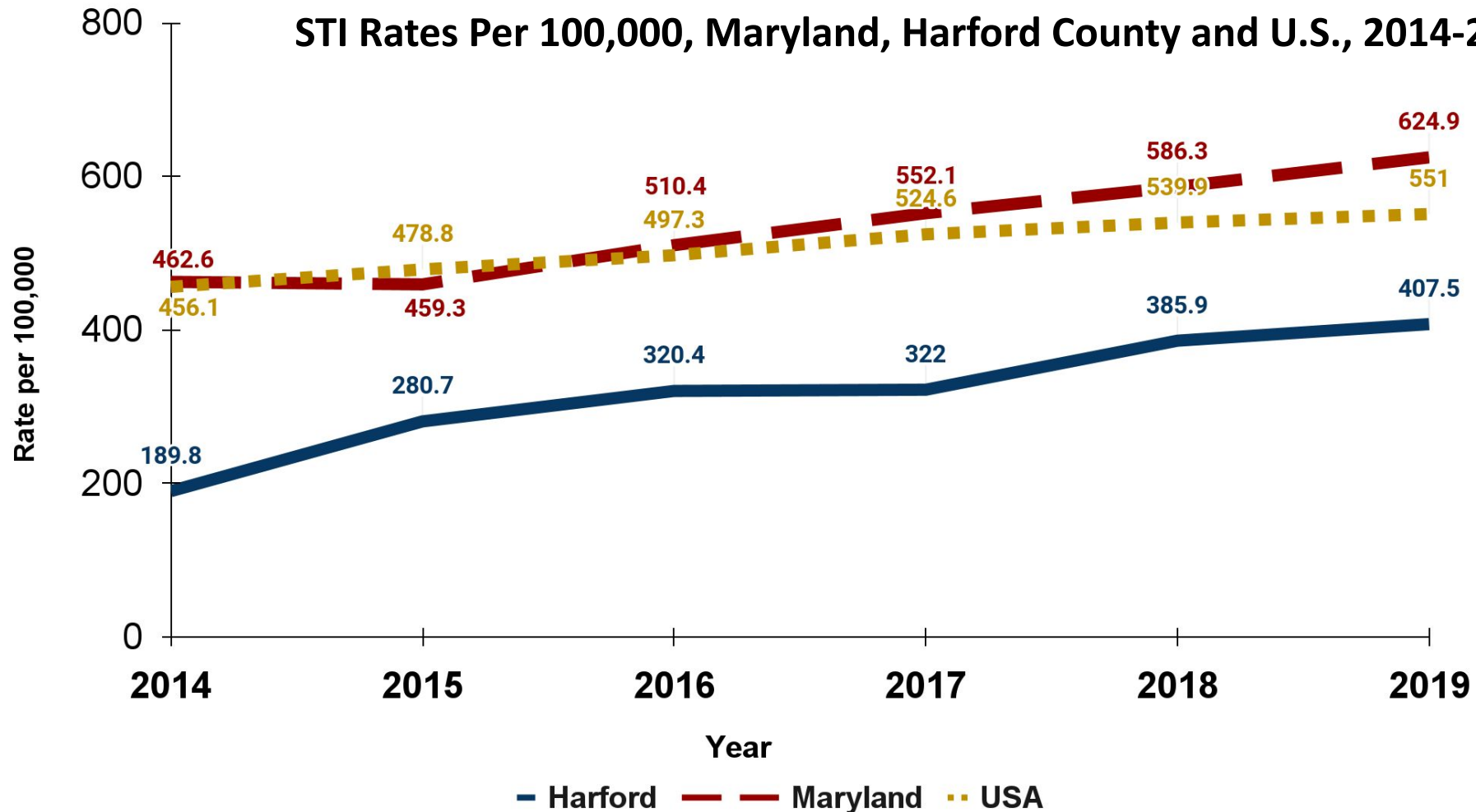
The senior population is an important part of the Harford County community, and they deserve to be provided with care and comfort to lead healthy lives.

To help seniors age in place, this grant program will provide minor to moderate home modifications that promote aging in place, reduce fall risk and decrease the housing cost burden.

Call 410-877-1031, or email kimberly.proutt@maryland.gov for more information!



Sexually Transmitted Infections



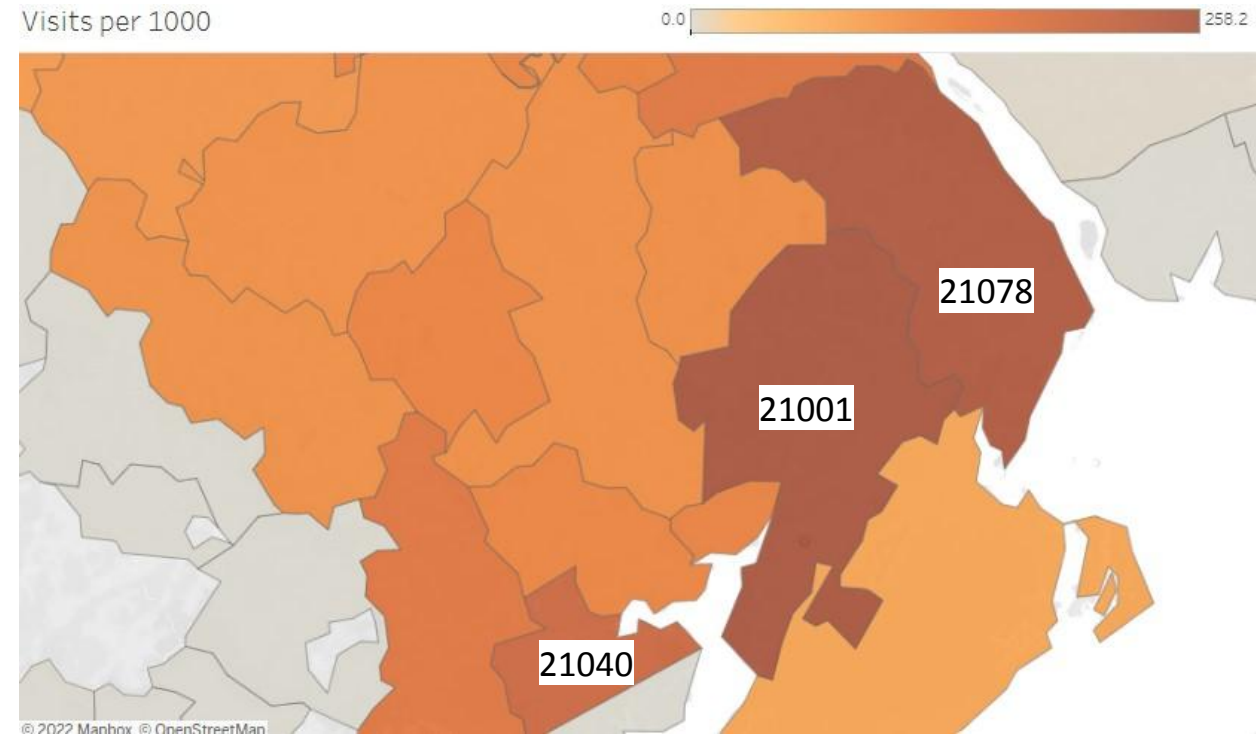
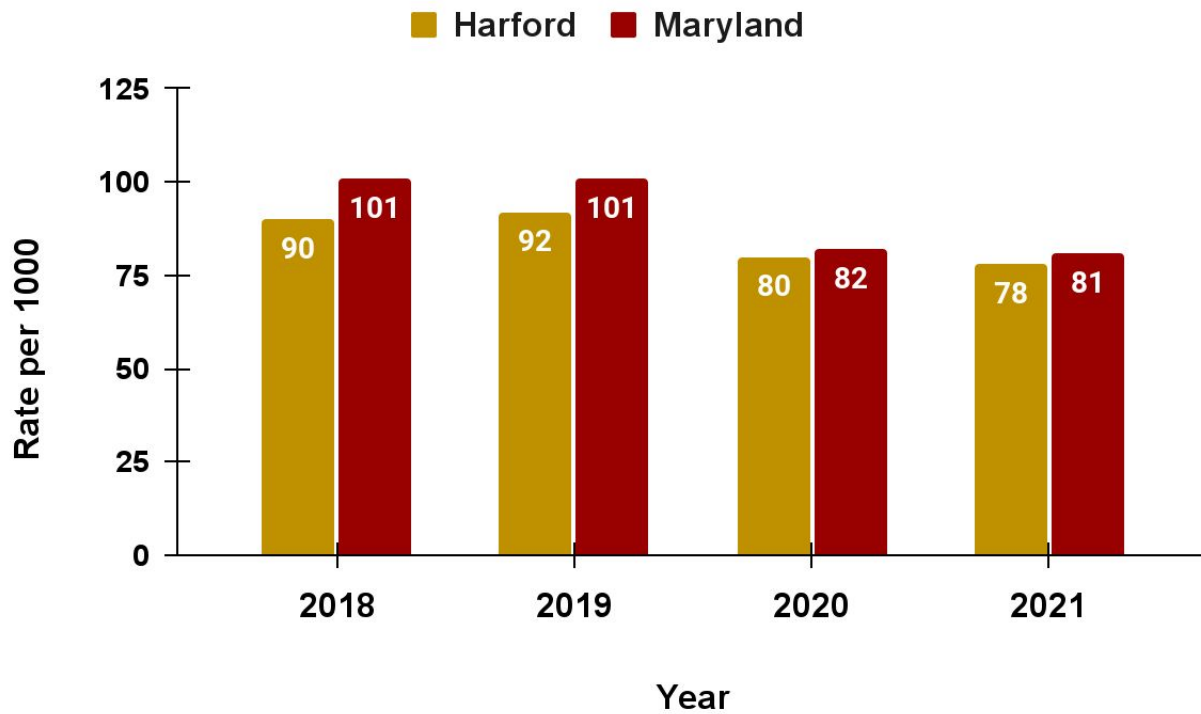
Although Harford County's STI rates are lower than the state AND the country average, they have been on the rise since prior to 2014.



Behavioral Health

Mental Health

Hospital Visits per 1000 for Any Mental Health Condition, Harford County and Maryland 2018-2021



Question

**What is the most
common mental
illness in the United
States?**



Anxiety

Answer:

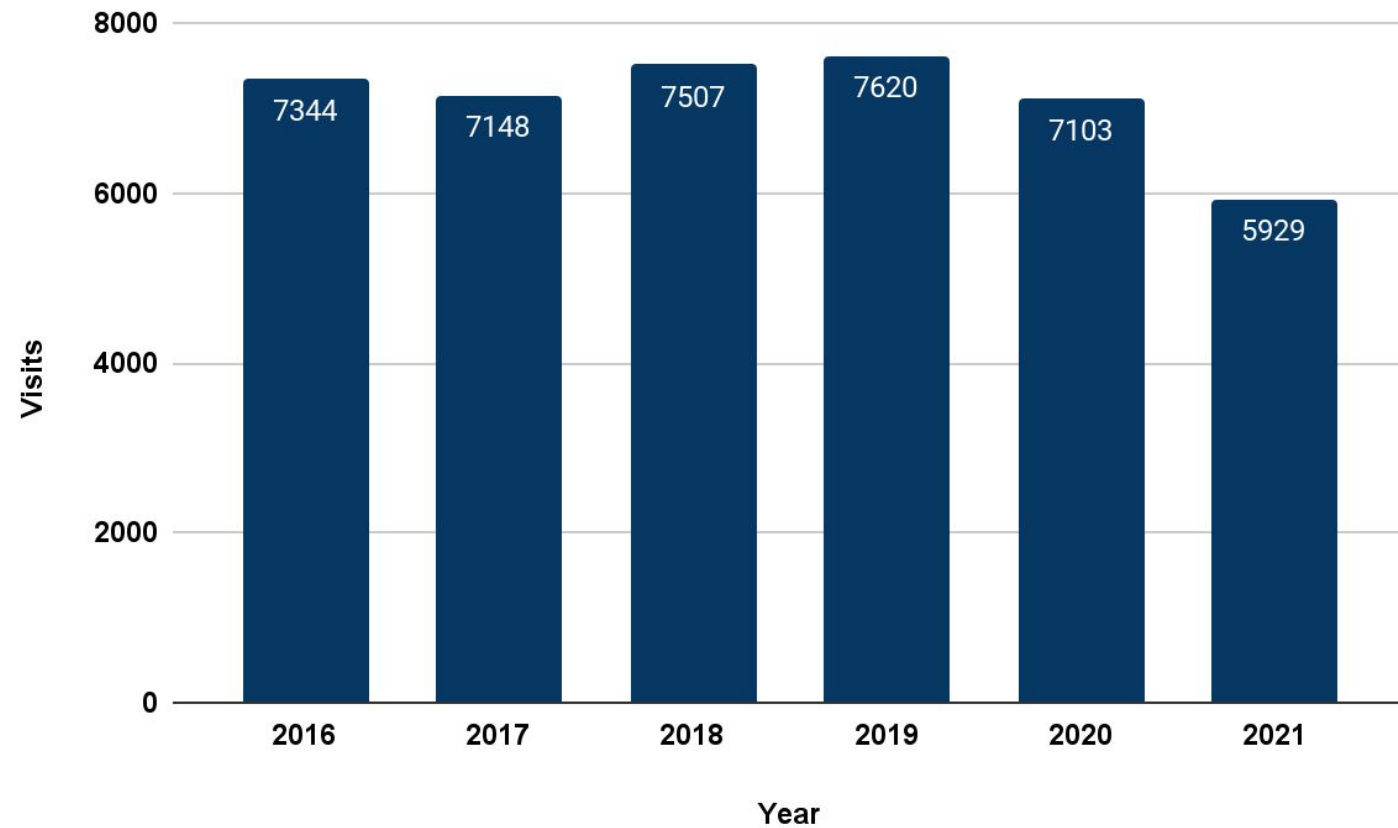
Anxiety Disorders. AD's affect over 40 million adults (18+) in the United States every year, approximately 20% of the population.

Anxiety is treatable, although only 36.9% of those suffering receive treatment.



Anxiety

ED Visits for Anxiety, Harford County, 2016-2021

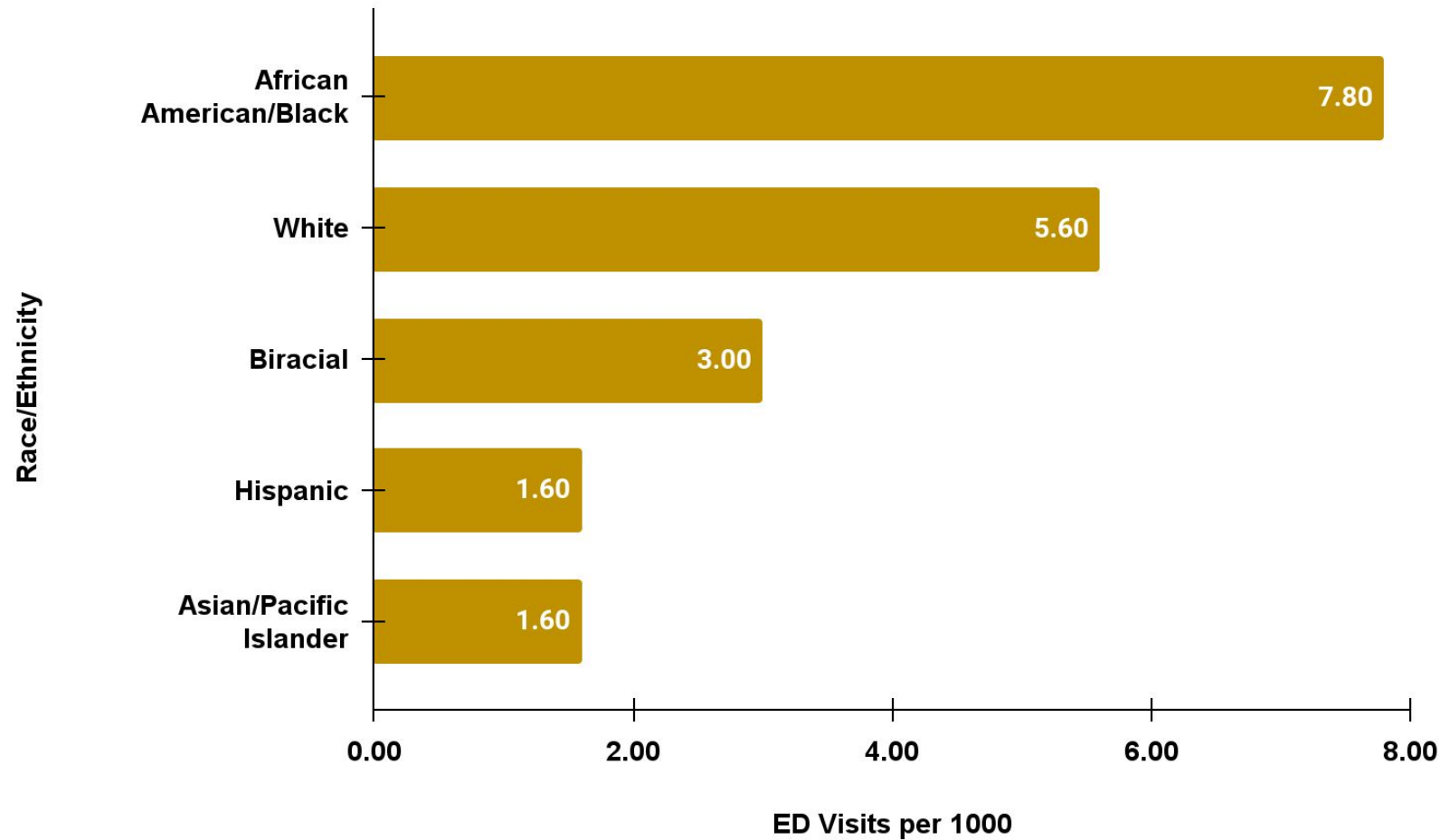


ED visits for anxiety have decreased by 22.2% since 2019.



Anxiety

ED Visits for Anxiety per 1000, by Race, Harford County, 2021

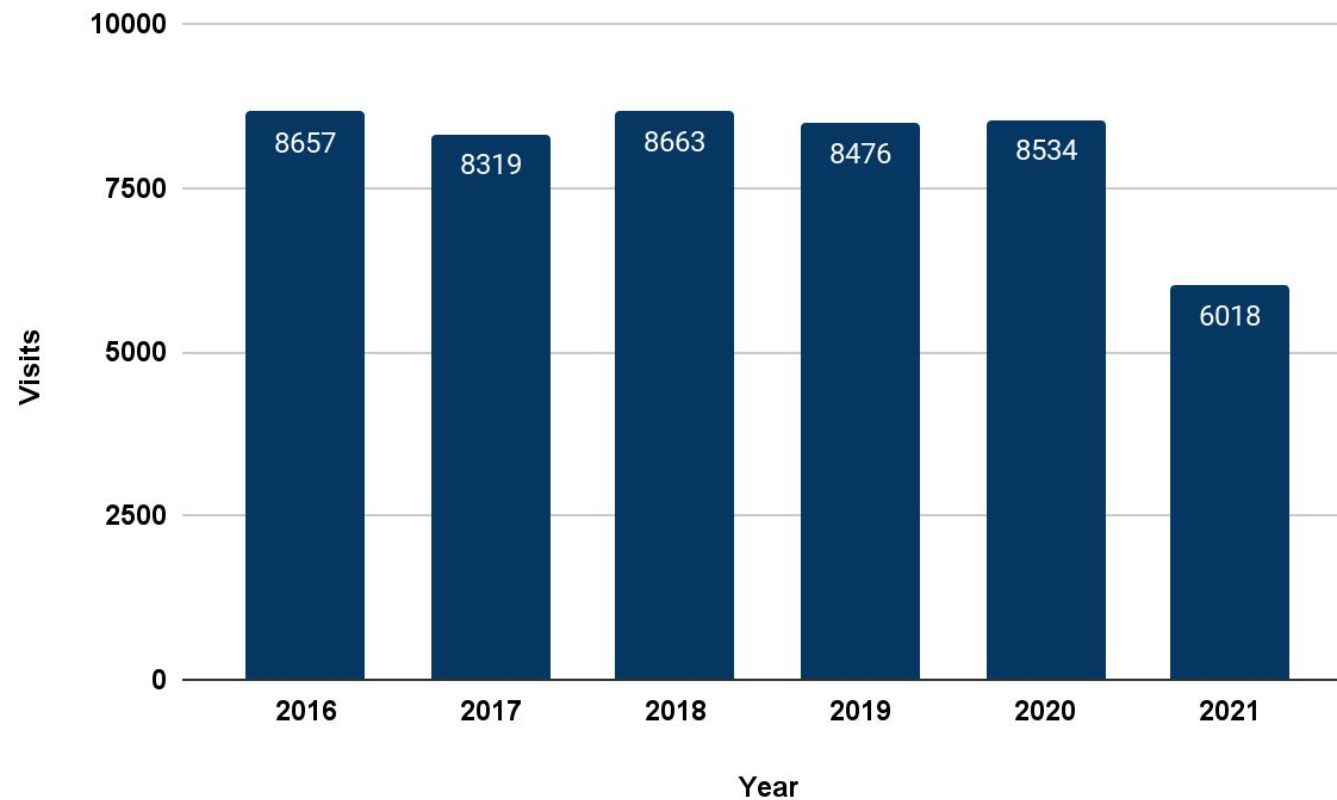


Rates of ED visits for anxiety are higher in the African American/Black population compared to others in Harford County.



Depression

Hospitalizations for Depression, Harford County, 2016-2021



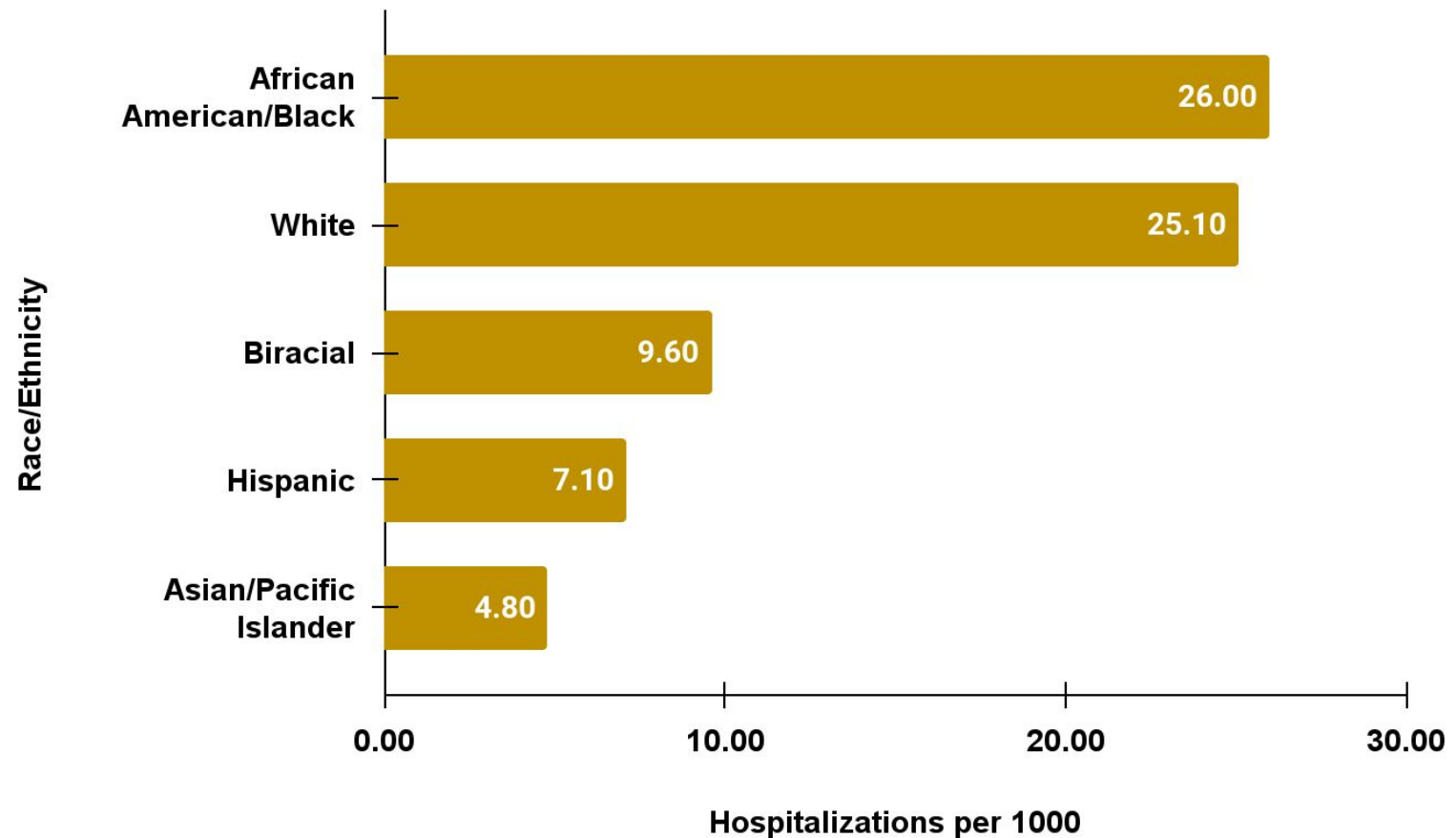
Hospital visits for depression have decreased by 29% since 2019.



Depression

Hospitalizations for Depression per 1000, by Race, Harford County, 2021

Rates of hospital visits for depression are higher in the African American/Black population compared to other races in Harford County.



Minority Health Program

Minority Health Program: Community health workers dedicated to addressing minority health in Harford County!

- Care Coordination Services: Linking individuals to services at the health department and in the community
- “Let’s Talk About It” bi-weekly live stream: Can be viewed on Harford County Health Department Facebook and YouTube
- "A Time to Heal: Focus on the Family Series“ Events: Monthly healing events to discuss important health topics



Minority Health Program

CALLING ALL MIDDLE AND HIGH SCHOOL
YOUNG MEN IN:
ABERDEEN • EDGEWOOD • JOPPA • HAVRE DE GRACE



**I·YOU·WE
MATTER**

**MENTAL
HEALTH
LOCK-IN**

DATE, TIME & PLACE

- Friday, May 20th, 2022
- 6:30PM-12:00AM
- Aberdeen EpiCenter
(21 Aberdeen Shopping
Plaza Aberdeen, MD
21001)

ACTIVITIES

- Dinner & snacks will be provided
- Games and lots of FUN activities
- FREE Basketball uniform, giveaways, and much MORE!

DISCUSSION TOPICS

- Benefits of self care
- Cyber bullying/Social media etiquette
- Mental Health Toolbox: Tools to help deal with depression & anxiety



PLEASE Scan
to pre-
register!



Special Guest Speaker
- Dr. James Tisdale
*Additional guest speakers
TBA



CALLING ALL MIDDLE AND
HIGH SCHOOL STUDENTS!

We invite you to attend our "Youth Symposium"



**I·YOU·WE
MATTER**

**SLUMBER PARTY
SYMPOSIUM**

Free to
all young
ladies in
Harford
county!

DATE, TIME & PLACE

- Friday, November 18th
- 6:30PM-12:00AM
- Aberdeen EpiCenter
(21 Aberdeen Shopping Plaza
Aberdeen, MD 21001)

ACTIVITIES

- Snacks and Chic-fil-A dinner will be provided
- Pajama fashion show
- Vision boards
- FREE robe, swag bags, hygiene kits, and much MORE!

DISCUSSION TOPICS

- Benefits of self care
- Cyber bullying/Social media etiquette
- Mental Health topics: Depression & anxiety and cultural competencies



Guest Facilitator
Arif A. Vega, MD, Ph.D., MBA
Chief D.E.I. Officer of Programs
& Cultural Competencies
Minority Health and Health
Disparities
Maryland Department of
Health (MDH)



Special Guest
Taylor Williams, MEd
Miss Maryland
International 2022

Please scan
to register

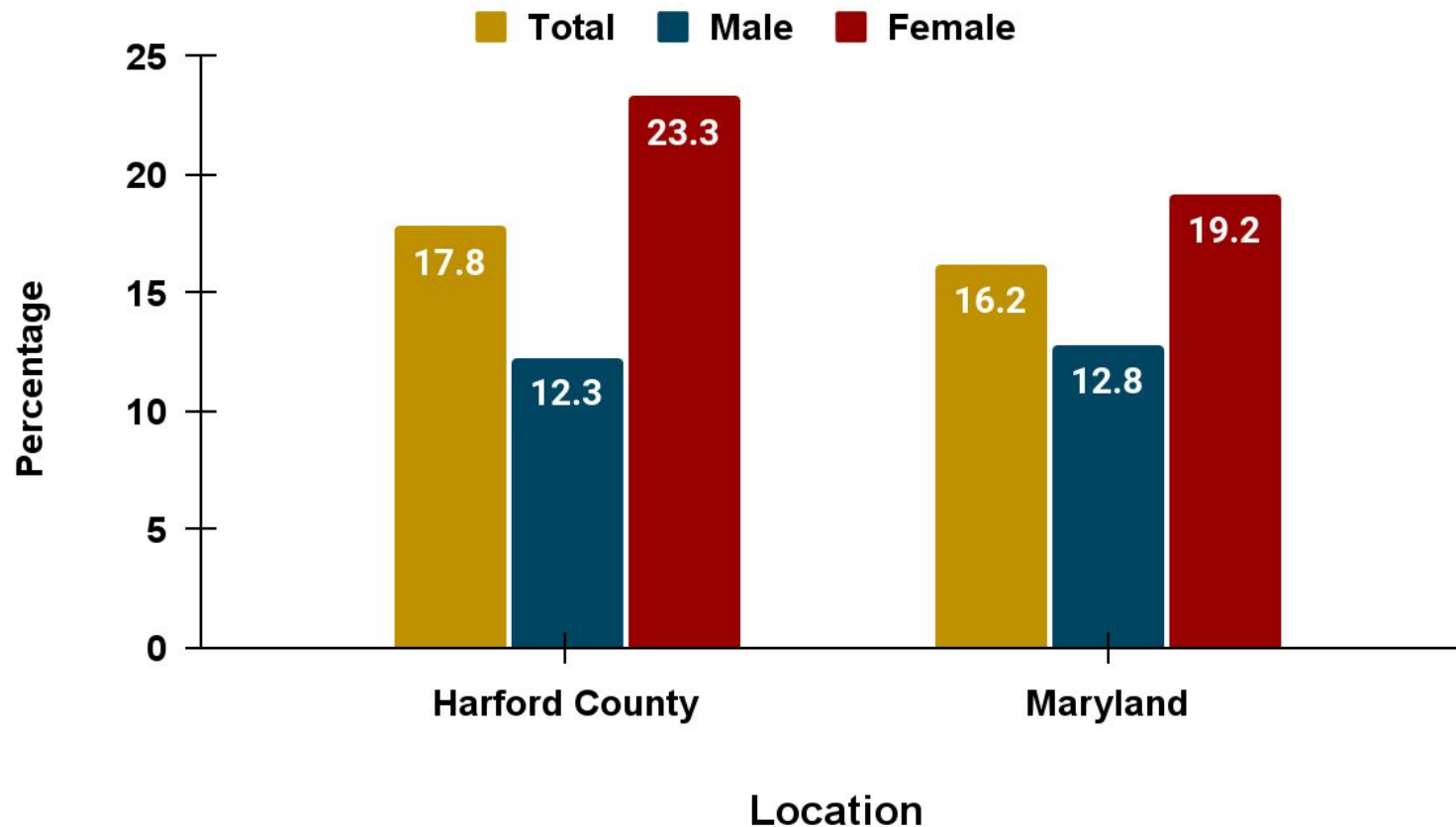


Public Health
Prevent. Promote. Protect.

**Harford County
Health Department**

Suicide

Percent of High School Students Who Considered Attempting Suicide in the Past 12 Months, Harford County and Maryland, 2018-2019



High school females have a higher rate of suicide attempt consideration than males and the percentage is even higher in Harford County than Maryland.



Free To Be



SUPPORTING **LGBTQ+ TEENS** IN HARFORD COUNTY

Free to Be is a community-based LGBTQ+ program that offers monthly meetings in a welcoming atmosphere where teens (ages 12-17) can find support, guidance and a sense of community. It provides a safe environment to gather, socialize, organize and help each other. Free to Be is participant-led—so you can suggest discussion topics, activities or just hang out when you need a place to go.

Beginning Jan. 2023 | First Friday of every month | 6:00-8:00 PM
@ Harford County Health Dept, 3rd Floor, 120 S. Hays St., Bel Air.

Contact freetobe.hchd@maryland.gov for more information.
Additional supportive services are available to Free to Be participants if needed.

JOIN US



Bees are all about community. Their social nature reminds us how important it is to make connections, form friendships and establish solid relationships and supportive networks in our lives.

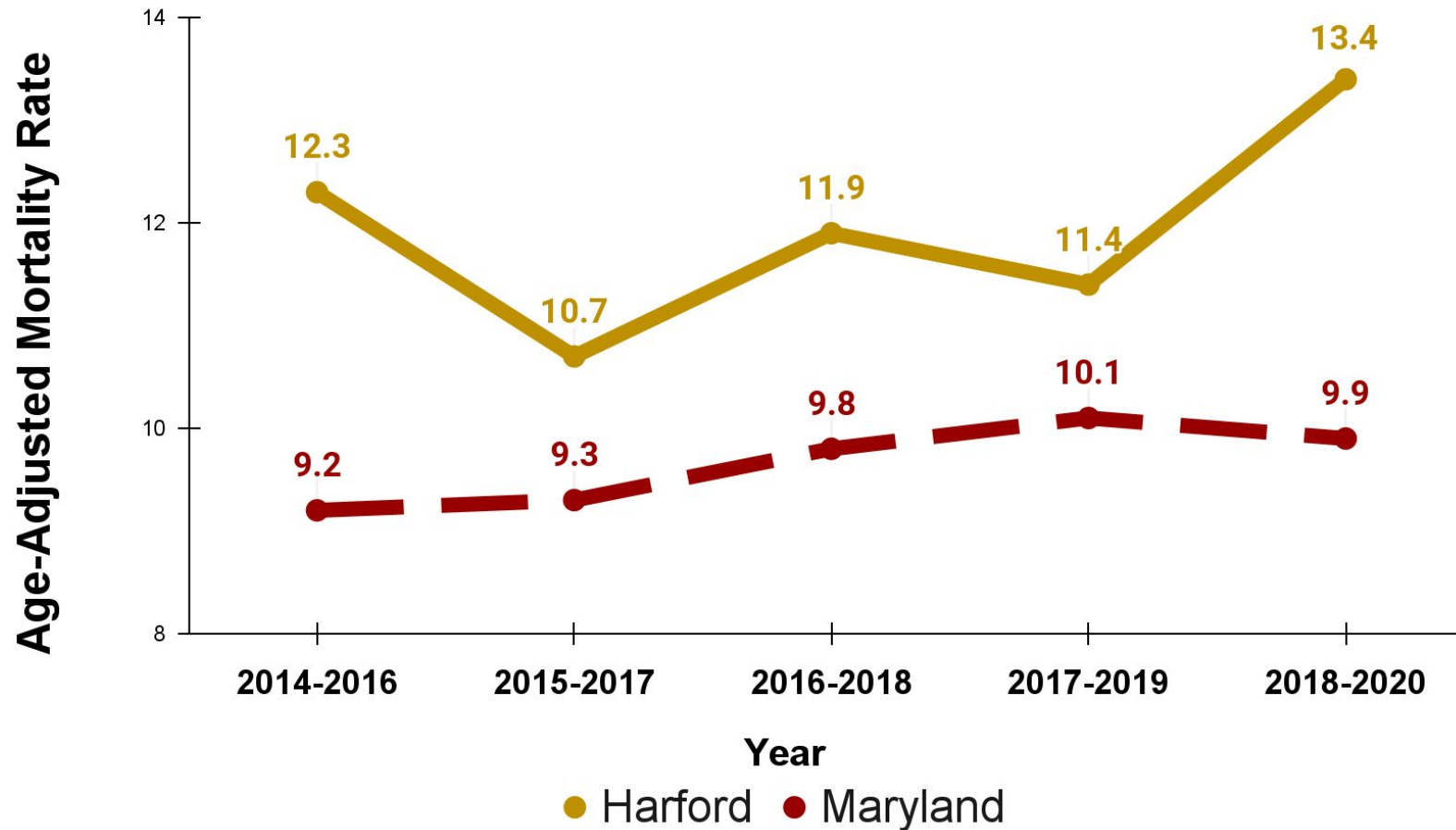
Free to Be

Free to Be - A new community-based LGBTQ+ program that offers monthly get togethers in a welcoming atmosphere where teens can find support, guidance and a sense of community.
Beginning January 2023!



Suicide

Suicide Mortality Rate, Harford County and Maryland, 2014-2020

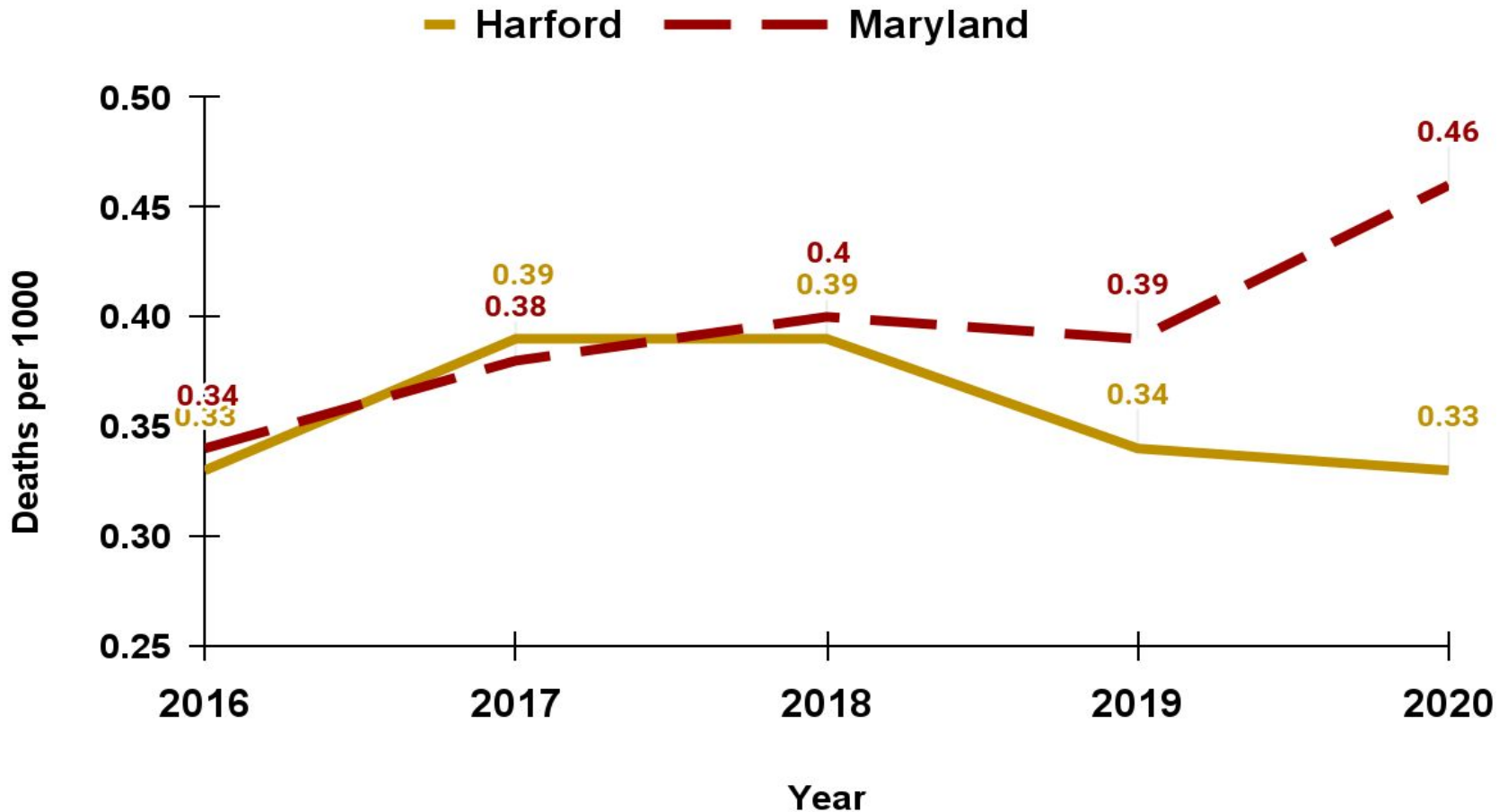


The suicide mortality rate in Harford County remains higher than the state each year.



Substance Use

Total Intoxication Deaths per 1000, Harford County and Maryland,

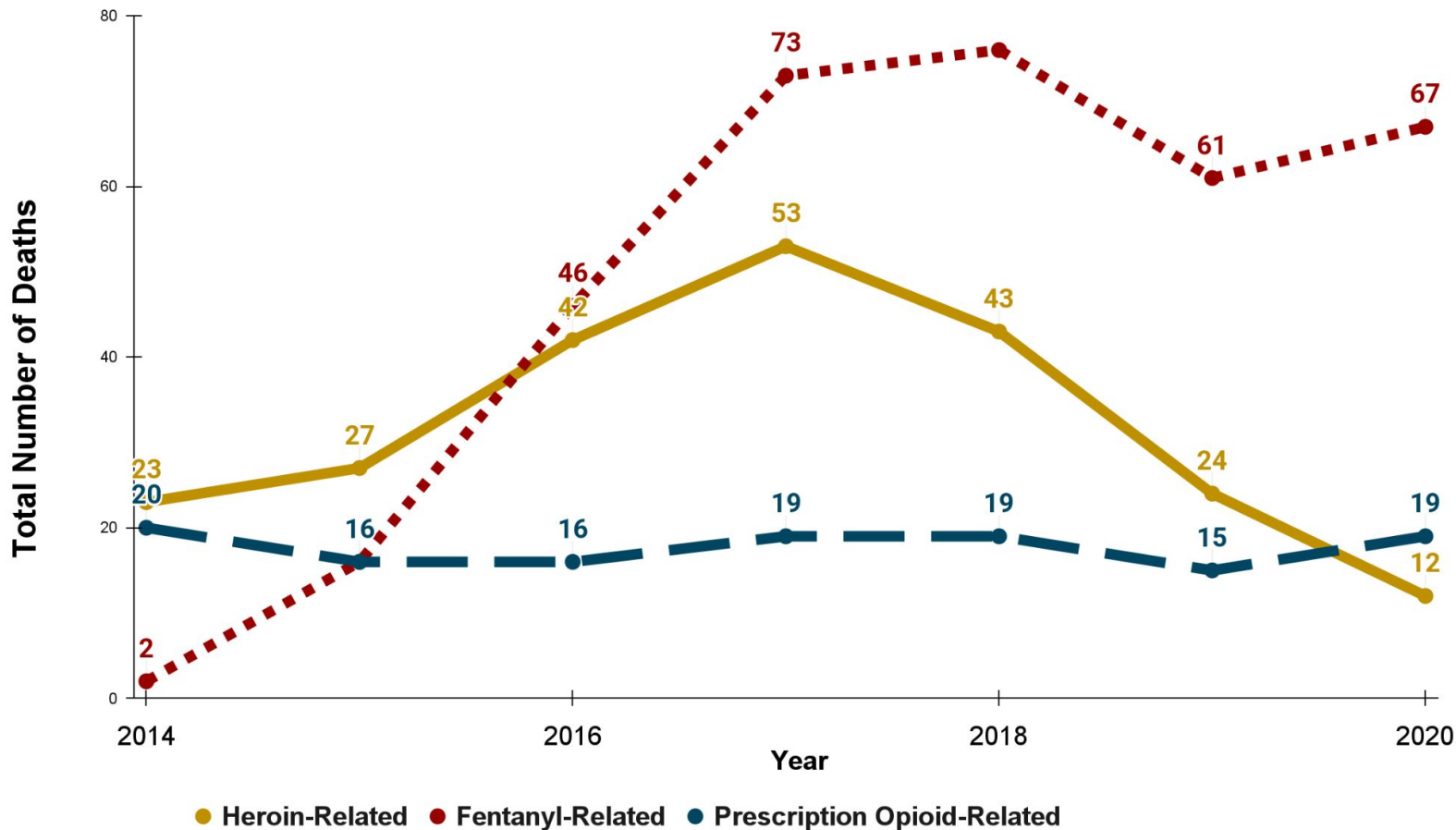


Since 2018, Harford County has seen a decline in intoxication deaths per 1000 persons.



Substance Use

Opioid-Related Intoxication Deaths, Harford County, 2014-2020



Fentanyl-related deaths have increased dramatically since 2014, raising the overall number for opioid-related deaths each year.



Behavioral Health Services

- Peer Recovery Program
- Community-based Behavioral Health Treatment and Support Services
 - Screening
 - Assessment
 - Psychiatric
 - Medication evaluation and management
 - Case Management
 - Family Education and Support
 - Peer Support Services
 - Individual Therapy/Counseling
 - Family Therapy/Counseling
 - Group Therapy/Counseling



More to consider: RSV

Respiratory syncytial virus (RSV) is a common respiratory virus that usually causes mild, cold-like symptoms.

Most people recover in a week or two, but RSV can be serious, especially for infants, older adults, and those immunocompromised.

RSV is the most common cause of bronchiolitis and pneumonia in children younger than 1 year of age in the United States.

There are steps you can take to help prevent the spread of RSV.

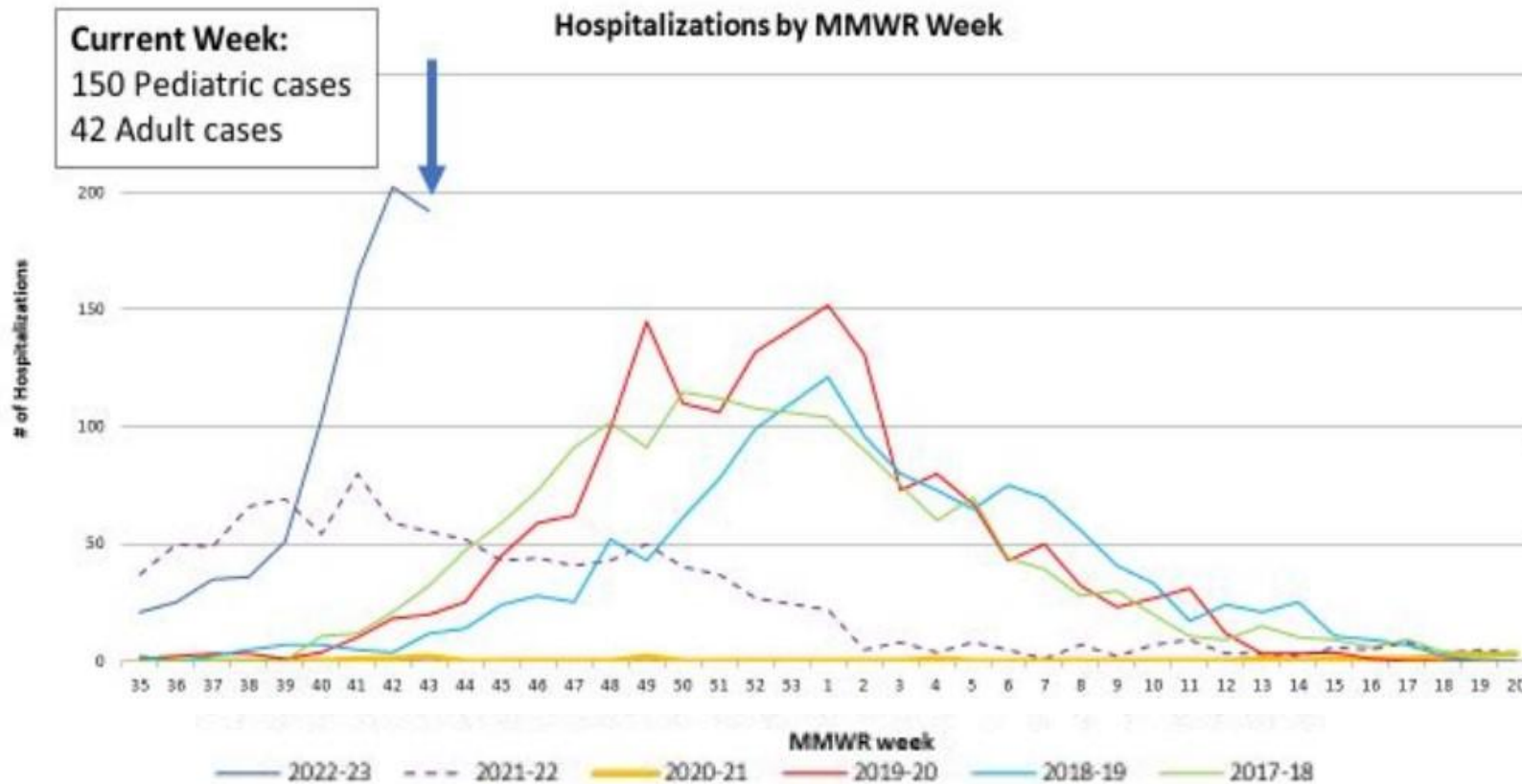
PROTECT YOUR CHILD from RSV

- Avoid close contact with sick people
- Wash your hands often
- Cover your coughs & sneezes
- Clean & disinfect surfaces
- Avoid touching your face with unwashed hands
- Stay home when you're sick

www.cdc.gov/rsv

RSV Epidemiology

Lab Confirmed RSV Hospitalizations - MMWR 43



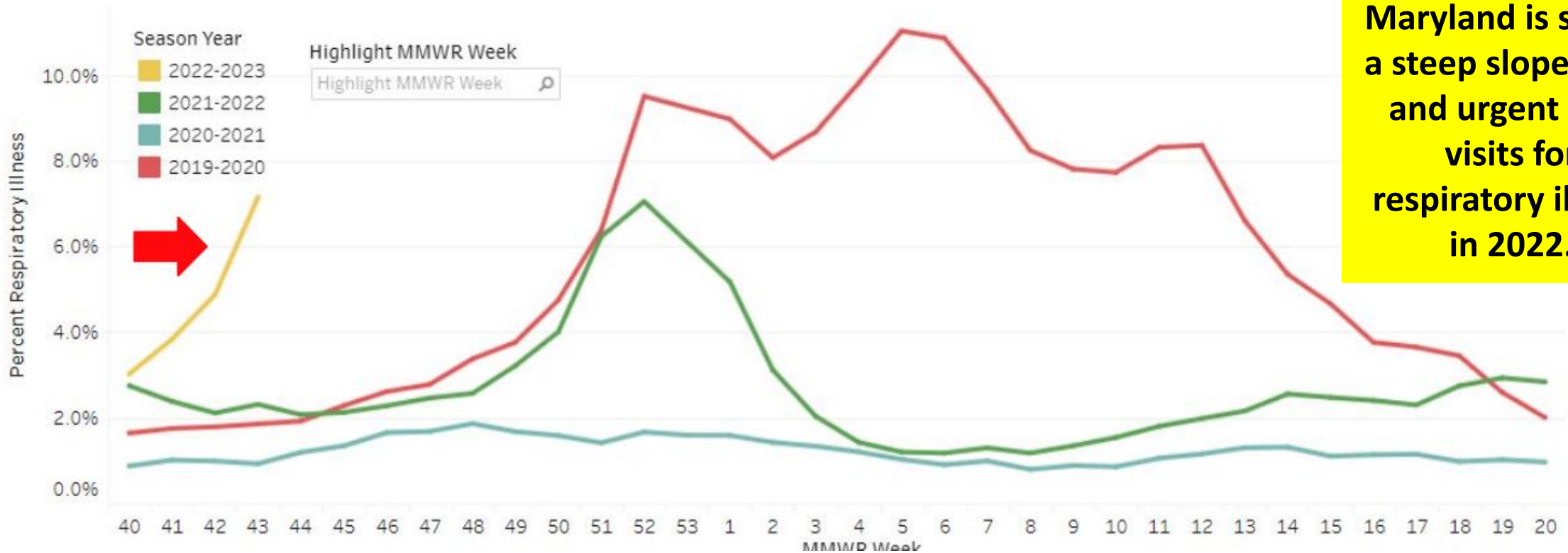
2022-2023 Season Totals	
Age	Total
0-2	371
3-5	98
6-17	26
18-24	6
25-49	33
50-64	27
65+	101
Total	662

Maryland has had a large increase in RSV hospitalizations, especially in infants, toddlers, and the 65+ population.



Respiratory Illness Epidemiology

Percent of Respiratory Illness' during Influenza Season

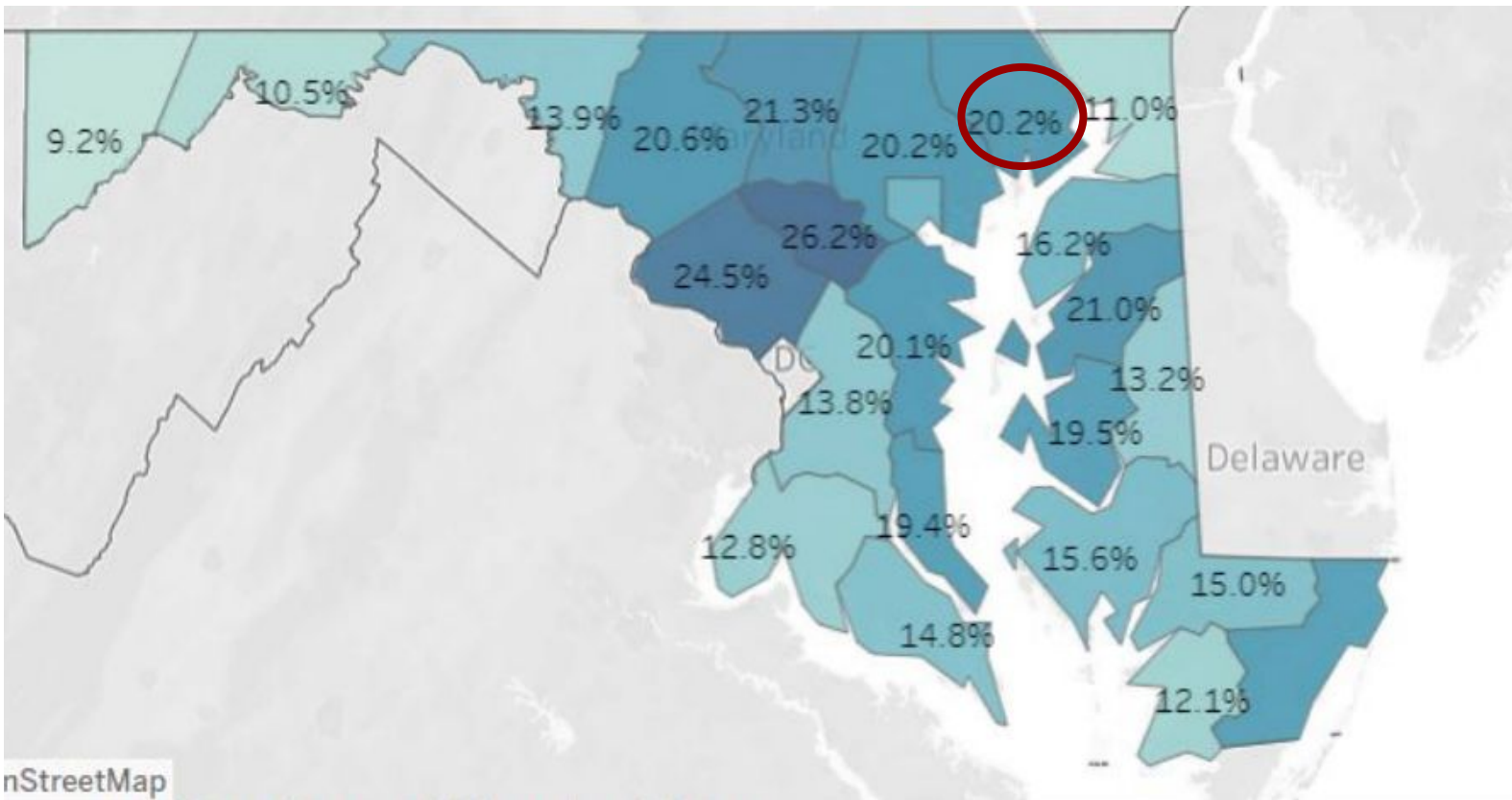


Maryland is seeing a steep slope in ED and urgent care visits for respiratory illness in 2022.



FLU Epidemiology

Proportion and Number of vaccinations administered by County



20.2% of Harford County residents have received the Influenza Vaccine in 2022, slightly higher than the percentage of Maryland Residents at 19%.



Summary

Successes

- Cancer mortality rates declining
- Teen births rates declining
- Adult smoking rates declining

Opportunities

- Diabetes, hypertension & racial disparities
- Low birth weight, infant mortality & racial disparities
- Opioid-related deaths





HARFORD COUNTY
— LHIC —

Thank you!

410-838-1500

www.harfordcountyhealth.com



Public Health
Prevent. Promote. Protect.

**Harford County
Health Department**

