



# Harford County Health Department

Main Office: 120 S. Hays Street • P.O. Box 797 • Bel Air, Maryland 21014 • 410-838-1500



**Public Health**  
Prevent. Promote. Protect.  
**Harford County Health Department**

Marcy Austin • Health Officer  
Silvana Bowker, LCPC, ACRPS • Deputy Health Officer of Operations  
Jamie Sibel, MD, MPH • Medical Deputy Health Officer

## Open Burn Permit Application

**Apply Online:** <http://epermitcenter.harfordcountymd.gov>  
Once logged in, select Apply, Permits and Open Burn Permit

## Open Burn Permit Requirements

Open Burning Permits can be granted in accordance with Maryland Department of the Environment Air Quality Regulations, COMAR 26.11.07, and Code of Harford County, Section 109.12.

The following requirements must be **met prior** to granting an Open Burning Permit:

- (1) **Scaled Site Plan** including distance from occupied structures, roadways, etc. All refuse burning must be done at a distance of at least five hundred (500) yards from any occupied structure, heavily traveled roadway or where people work and congregate.
- (2) Prohibited materials. Any materials which produce dense smoke when burned, including but not limited to tires, construction debris, hazardous materials, asphalt materials, plastics and automobile bodies or parts thereof, will not be burned. **Burning permits are limited to brush.** Logs in excess of 12" in diameter and tree stumps in excess of 6" in diameter are **not** permitted.
- (3) Prohibited areas. All types of open burning are prohibited within town or village limits, subdivision housing developments or such other densely populated areas as may be specified by the County Health Officer.
- (4) Household trash and garbage. Burning of household trash and garbage is prohibited in all areas where collection service is available.
- (5) No open burning is allowed during ozone days of June – August.
- (6) Burning is not allowed on windy or overcast days.
- (7) Burning must comply with Maryland Forest Service regulations. (see below)
- (8) Demolition by fire requires an open burning permit issued to the local fire dept. and a demolition permit to the property owner. Special conditions apply.
- (9) Burning permits are not required for recreational fires however smoke must not create a nuisance, health hazard, or unsafe condition.

The following conditions must be **met after** an open burn permit is issued:

- (1) Prior to burning and at the end of each day's burning, notify Central Fire Headquarters at 410-638-3400
- (2) Burning shall be controlled in a manner to prevent creating a nuisance

A violation of any of these conditions will be cause for revoking this permit and may subject the permit holder to penalties as provided by law.

09/2024

*BEL AIR OFFICE*  
1 N. Main Street  
Bel Air, MD 21014  
410-638-3060

*EDGEWOOD OFFICE*  
1321 Woodbridge Station Way  
Edgewood, MD 21040  
410-612-1779

*EDGEWOOD OFFICE*  
2204 Hanson Road  
Edgewood, MD 21040  
443-922-7670

*HAVRE DE GRACE OFFICE*  
2027 Pulaski Highway  
Havre de Grace, MD 21078  
410-939-6680

*HAVRE DE GRACE OFFICE*  
2015 Pulaski Highway  
Havre de Grace, MD 21078  
410-942-7999

## Maryland Forest Service Regulations 08.07.04

### .02 Application.

- A. This regulation applies to activities in woodland and within 200 feet of woodland, or activities adjacent to or within an area where flammable materials, that could ignite and carry fire to woodland, are located.
- B. These regulations do not apply inside the limits of incorporated towns.

### .03 Open Air Burning

- A. A person may not engage in open air burning except under the following conditions:
  - (1) There is a natural or constructed fire break at least 10 feet wide completely around the material to be burned that is free of flammable materials;
  - (2) Adequate personnel and equipment are present to prevent the fire from escaping;
  - (3) At least one responsible person remains at the location of the fire until the last spark is out; and
  - (4) Burning occurs between the hours of 4 p.m. and 12 midnight E.S.T., except when the ground is covered with snow the burning may occur at any time so long as all other requirements are met.



# Harford County Health Department

Main Office: 120 S. Hays Street • P.O. Box 797 • Bel Air, Maryland 21014 • 410-838-1500

**Public Health**  
Prevent. Promote. Protect.  
**Harford County**  
Health Department

Marcy Austin • Health Officer  
Silvana Bowker, LCPC, ACRPS • Deputy Health Officer of Operations  
Jamie Sibel, MD, MPH • Medical Deputy Health Officer



## User Guide for Applying for a Bureau of Environmental Health Open Burn Permit

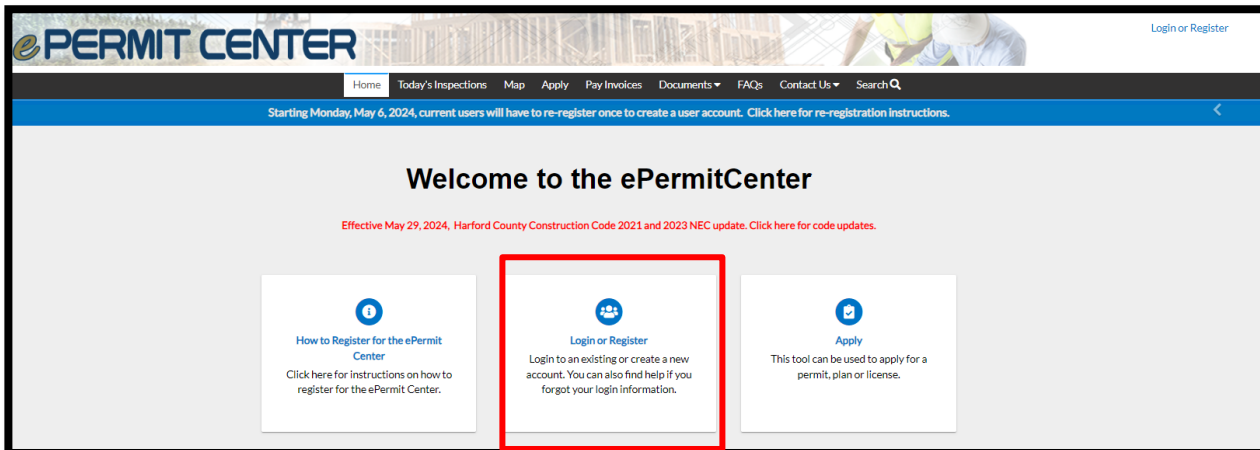
Welcome to the ePermit Center!

Follow these step-by-step instructions to apply through the online system.

### Step 1: Access the ePermit Center

1. Go to [ePermit Center](#).
2. Click on **Login** or **Register**:
  - If you already have an account, log in with your credentials.
  - If you are a new user, click **Register** and follow the prompts to create an account.

**Note:** Once logged in, the top right corner should greet you by name.



### Step 2: Start the Application Process

1. Click on **Apply**.
2. Choose **Permits**.
3. Choose **Apply for Open Burn Permit**

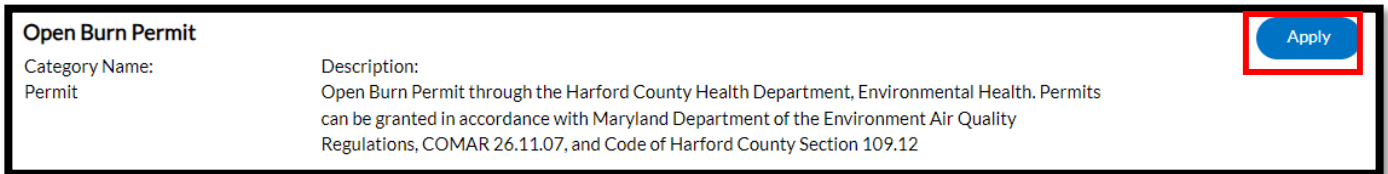
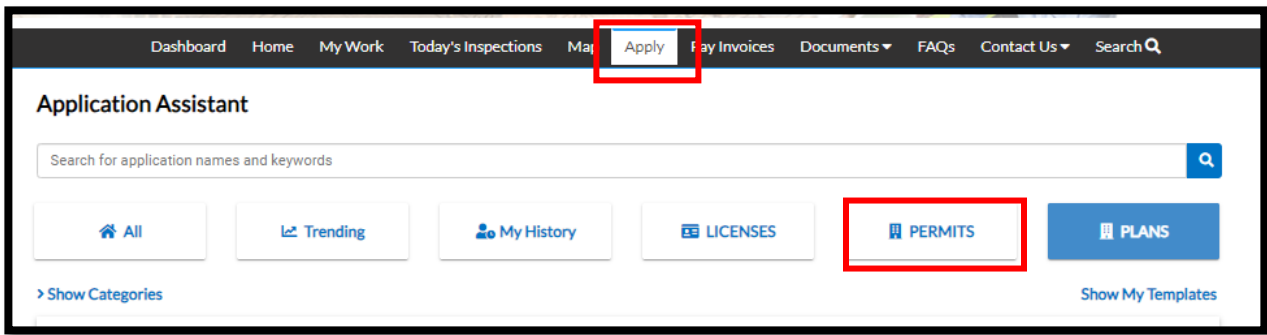
*BEL AIR OFFICE*  
1 N. Main Street  
Bel Air, MD 21014  
410-638-3060

*EDGEWOOD OFFICE*  
1321 Woodbridge Station Way  
Edgewood, MD 21040  
410-612-1779

*EDGEWOOD OFFICE*  
2204 Hanson Road  
Edgewood, MD 21040  
443-922-7670

*HAVRE DE GRACE OFFICE*  
2027 Pulaski Highway  
Havre de Grace, MD 21078  
410-939-6680

*HAVRE DE GRACE OFFICE*  
2015 Pulaski Highway  
Havre de Grace, MD 21078  
410-942-7999



### Step 3: Complete the Application

#### A. Location

1. Click **Add Location**.
2. Search for your property by street number and name.
3. Select the check box and Click **Add**.
4. Confirm the location and select **Next**.

**Tip:** Use the **Save Draft** option to save your progress at any time. To resume your draft, go to the top right corner, click on the dropdown menu, and select your saved work.

**Important:** Use the navigation buttons within the system, not your web browser's back or forward buttons, to avoid losing any work.

#### B. Permit Details

1. The permit type will automatically be set to "Open Burn Permit"
2. Type Open Burn Permit in the **Description** field.
3. Select **Next**.

#### C. Contacts

1. No additional contacts are required for this plan.
2. Ignore the **Add Contact** option and click **Next**.

#### D. More Info

1. Fill out the Request to burn the following items and read the Online Acknowledgement Agreement
2. Select **Next**.

### **E. Attachments**

1. Attach the scaled site plan.
2. Click **Next**.

### **F. Review and Submit**

1. Review all the entered information carefully.
2. If you need to make changes, use the back button at the bottom of the screen—**do not use your browser's back button**.
3. When ready, click **Submit**.

### **Step 4: After Submission**

1. Once submitted, a permit number will be assigned to your application. You will receive an email confirming that your application has been received.
2. The Bureau of Environmental Health will review and process your application. You will be notified via email if your permit has been issued or application denied.

### **Step 5: Accessing Your Permit**

1. To print your permit, log in to your account on the ePermit Center.
2. Go to **My Work**, then **My Permits**, and select the blue record name.
3. Open the permit, go to the **Attachments** tab, and click on the blue file name to download a PDF copy.

---

For further assistance, contact the **Bureau of Environmental Health, 410-877-2300** or visit [» Building Permits \(harfordcountyhealth.com\)](http://harfordcountyhealth.com).