



**HARFORD COUNTY**  
— LHIC —

Harford County Health Department

# ***The Health of Harford County***

Annual LHIC Meeting  
December 2, 2025



# Agenda

- Harford County Profile Data
- LHIC Priorities
  - Family Health and Resiliency
  - Chronic Disease Prevention and Wellness
  - Behavioral Health (Mental Health/Substance Use)
- Summary, Discussion, and Questions

# CHNA 2024



## 2024 COMMUNITY HEALTH NEEDS ASSESSMENT

HARFORD COUNTY, MD

JULY 2024



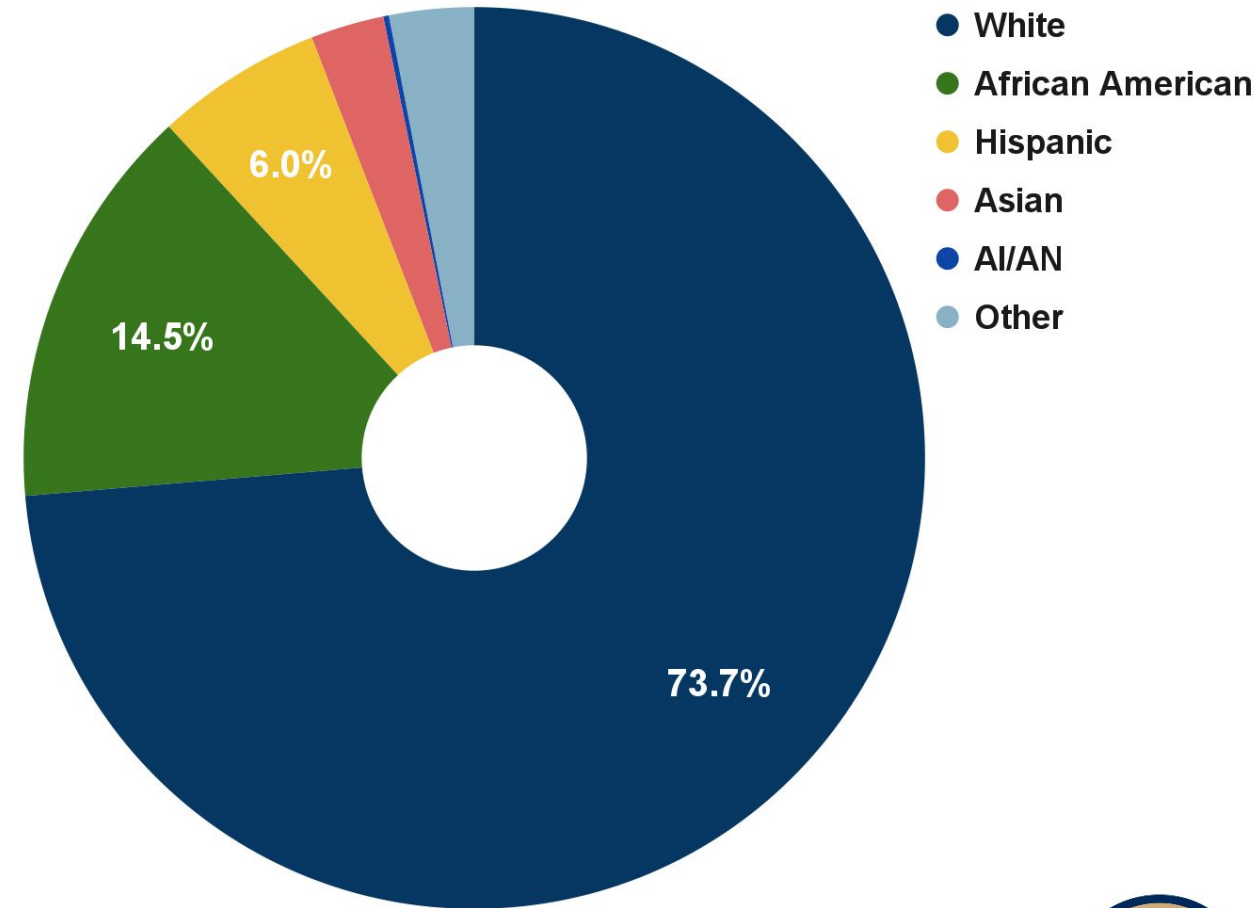
Data from the 2024 Community Health Needs Assessment was utilized for this presentation. You can access the 2024 CHNA on the HCHD website: <https://harfordcountyhealth.com/wp-content/uploads/2024/07/CHNA-2024.pdf>



# Harford County Profile

**Population By Race and Ethnicity,  
Harford County, Maryland, 2023 and 2024**

Harford County	2023 Census	2024 Census
<b>Total</b>	<b>264,644</b>	<b>265,514</b>
<b>White</b>	192,486	189,599
<b>Black/African American</b>	37,895	32,414
<b>Asian</b>	6,999	8,732
<b>American Indian / Alaskan Native</b>	518	550
<b>Native Hawaiian and Pacific Islander</b>	N	388
<b>Hispanic**</b>	15,635	16,547



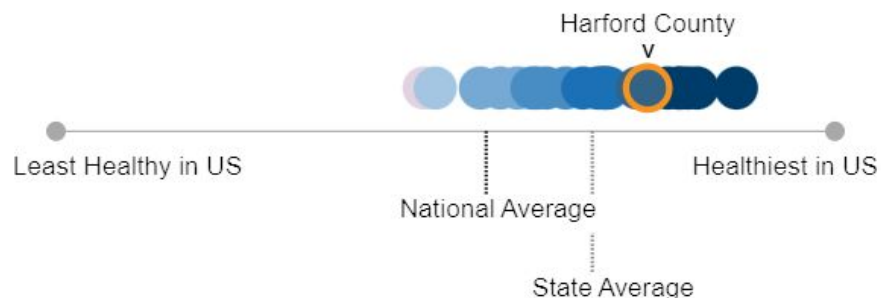
# 2025 County Health Rankings

## Harford County Population Health and Well-being - 2025



**Harford County is faring better than the average county in Maryland and the U.S. for Population Health & Well-Being and Community Conditions.**

## Harford County Community Conditions - 2025



**Population Health & Well-Being**: length of life, quality of life, chronic disease prevalence and mortality.

**Community Conditions**: health behaviors, clinical care, physical environment, and social and economic factors.



# 2025 Health Indicators

## *Better - Worse*

Health Indicators	Harford County	Maryland
<i>Harford County Doing Better</i>		
Uninsured (%)	5%	7%
Premature Death	7,000 per 100,000	7,700 per 100,000
Infant Mortality (per 1000 live births)	4	6
<i>Harford County Doing Worse</i>		
Population to Primary Care Physicians (Ratio)	1,910:1	1,160:1
Population to Mental Health Providers (Ratio)	340:1	250:1
Social Associations	7.3	8.8



# Top Health Priorities in Harford County

- Family Health and Resiliency
- Chronic Disease Prevention and Wellness
- Behavioral Health (Mental Health/Substance Use)

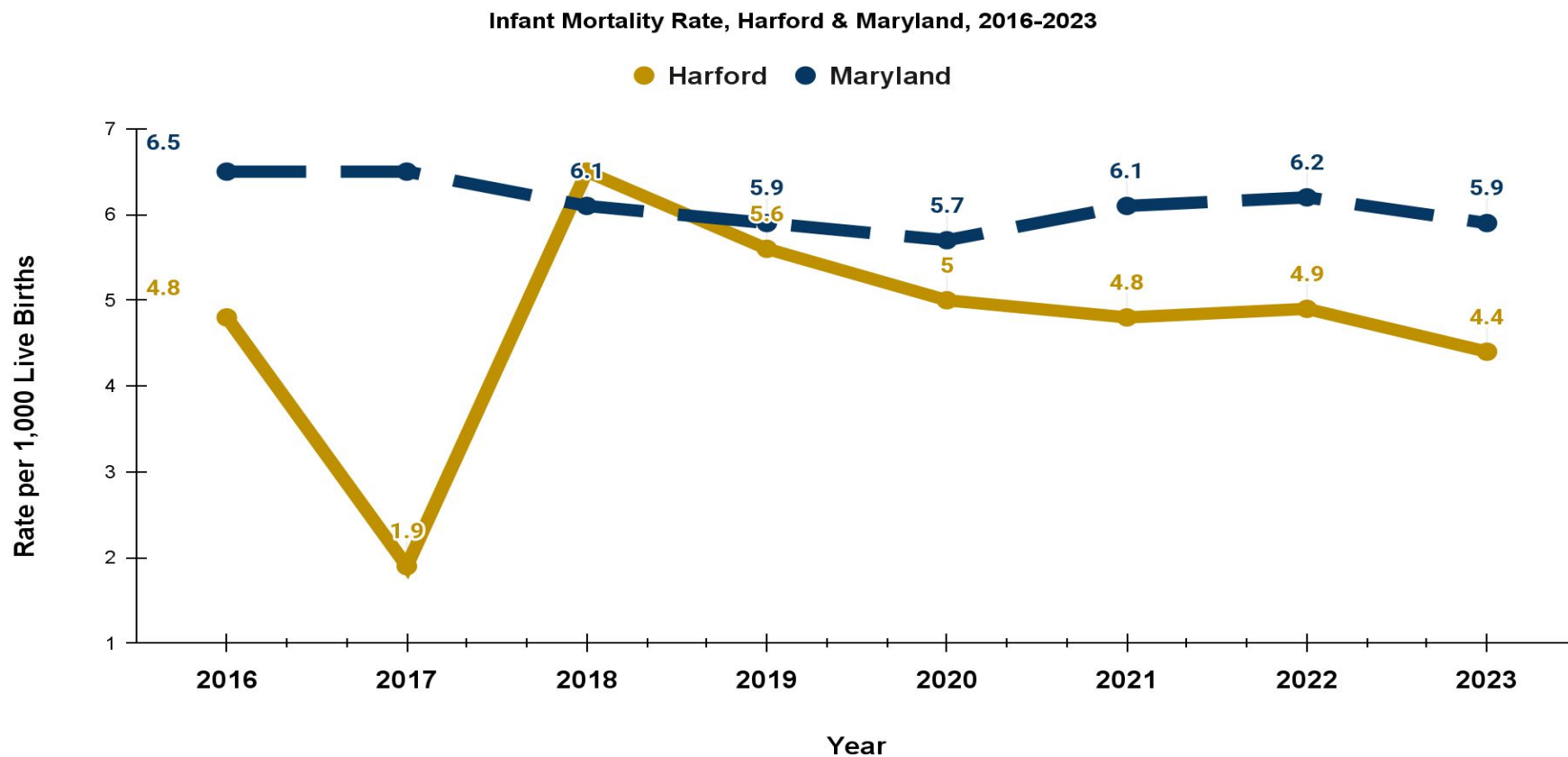


# Family Health and Resiliency



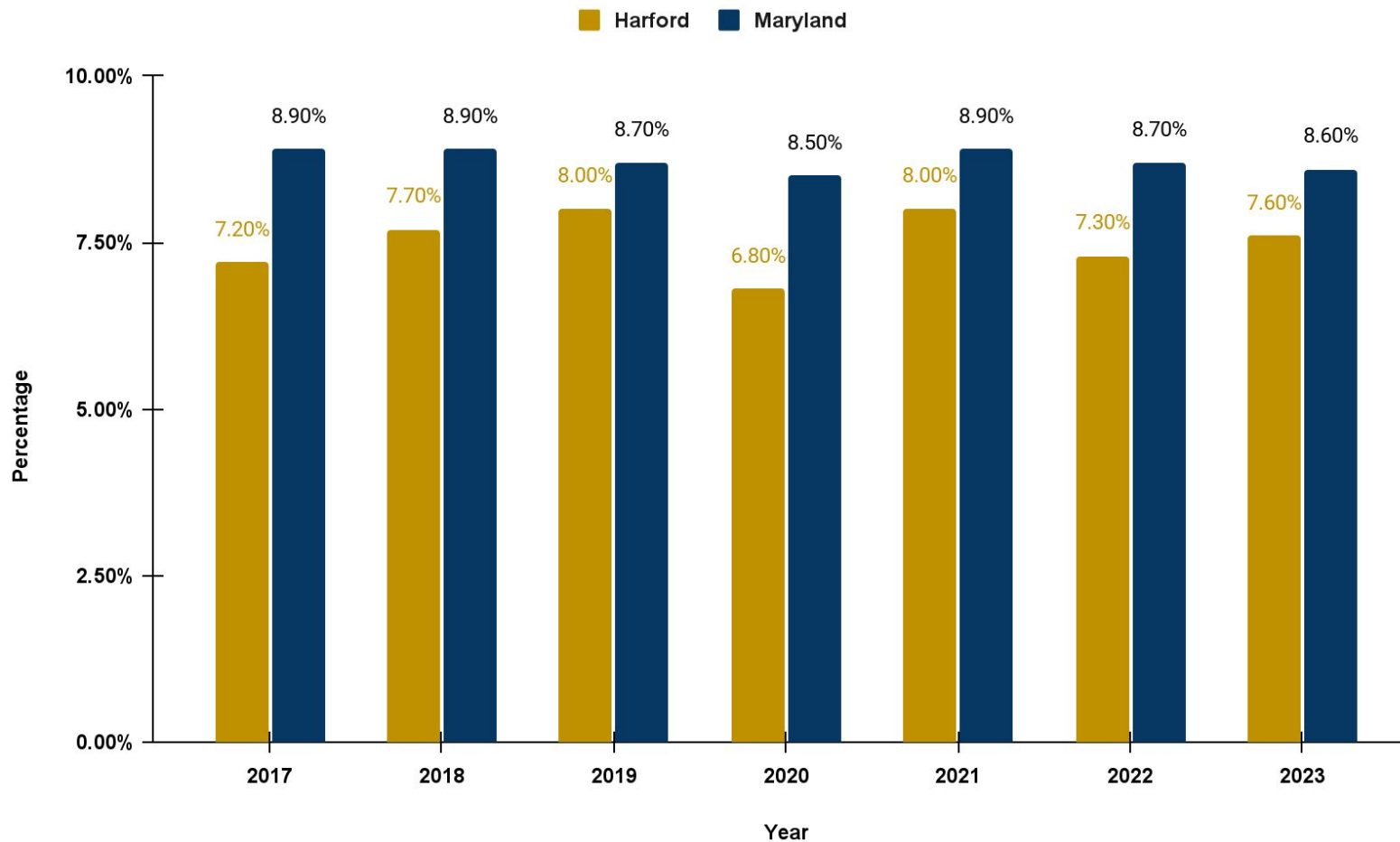
# Infant Mortality

## Harford County Infant Mortality Rate, 2016-2023



# Low Birth Weight

## Harford County and Maryland Low Birth Weight Percentage, 2017-2023

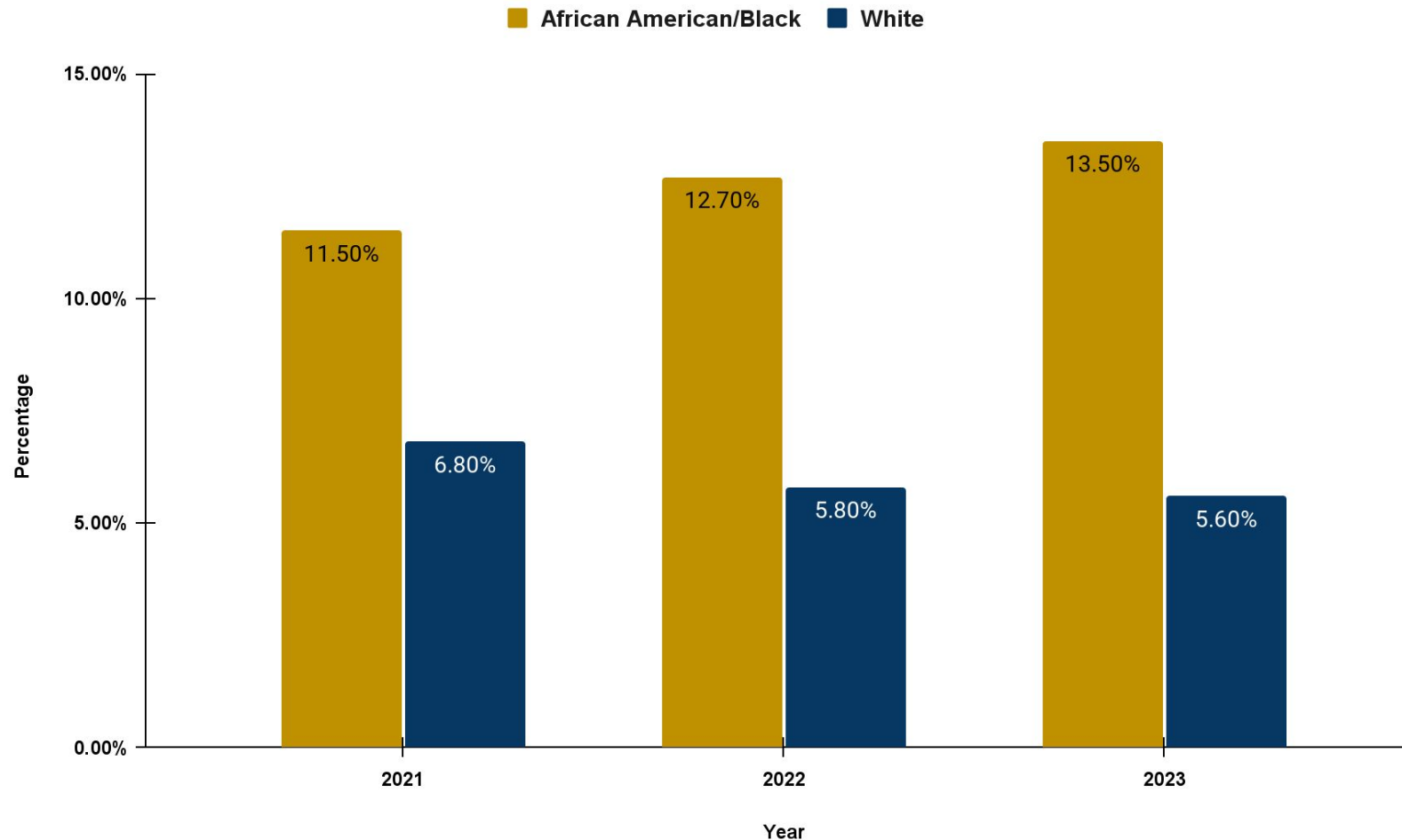


**Low birth weight percentages remain lower in Harford County than the state.**



# Low Birth Weight

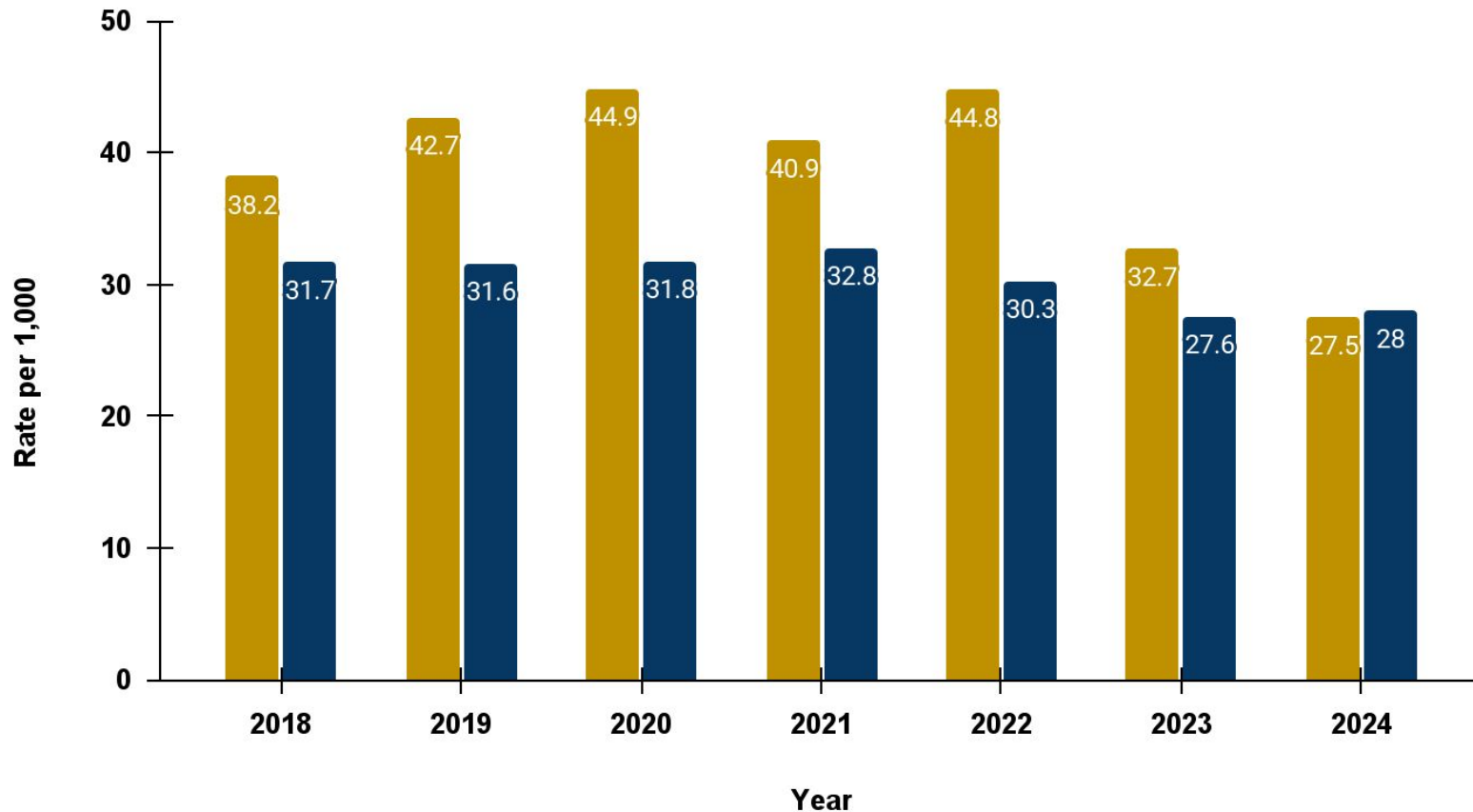
## Harford County Low Birth Weight Percentage by Race, 2021-2023



# Substance Exposed Newborns (SEN)

## Substance Exposed Newborns Rates in Harford County and Maryland, 2018-2024

■ Harford County ■ Maryland

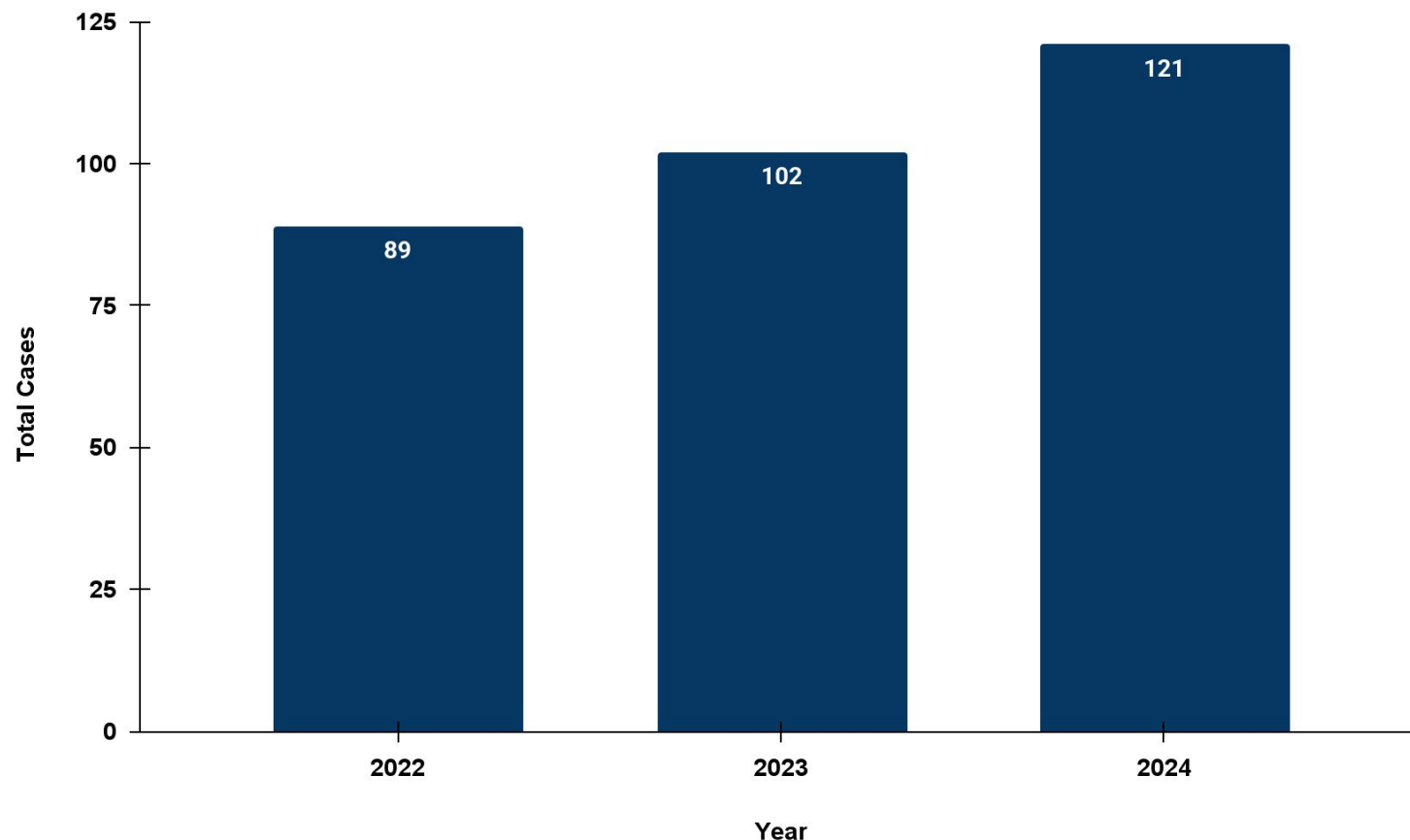


The SENs rate in Harford County has seen about a 39% reduction from 2022 to 2024.



# Substance Exposed Newborns (SEN)

## Substance Exposed Newborn Cases in Harford County, 2022-2024



**SENs cases have been on the rise since 2022, showing a 36% increase from 2022-2024.**

**Marijuana/THC related cases:**

**2022: 52 (58%)**

**2023: 69 (67%)**

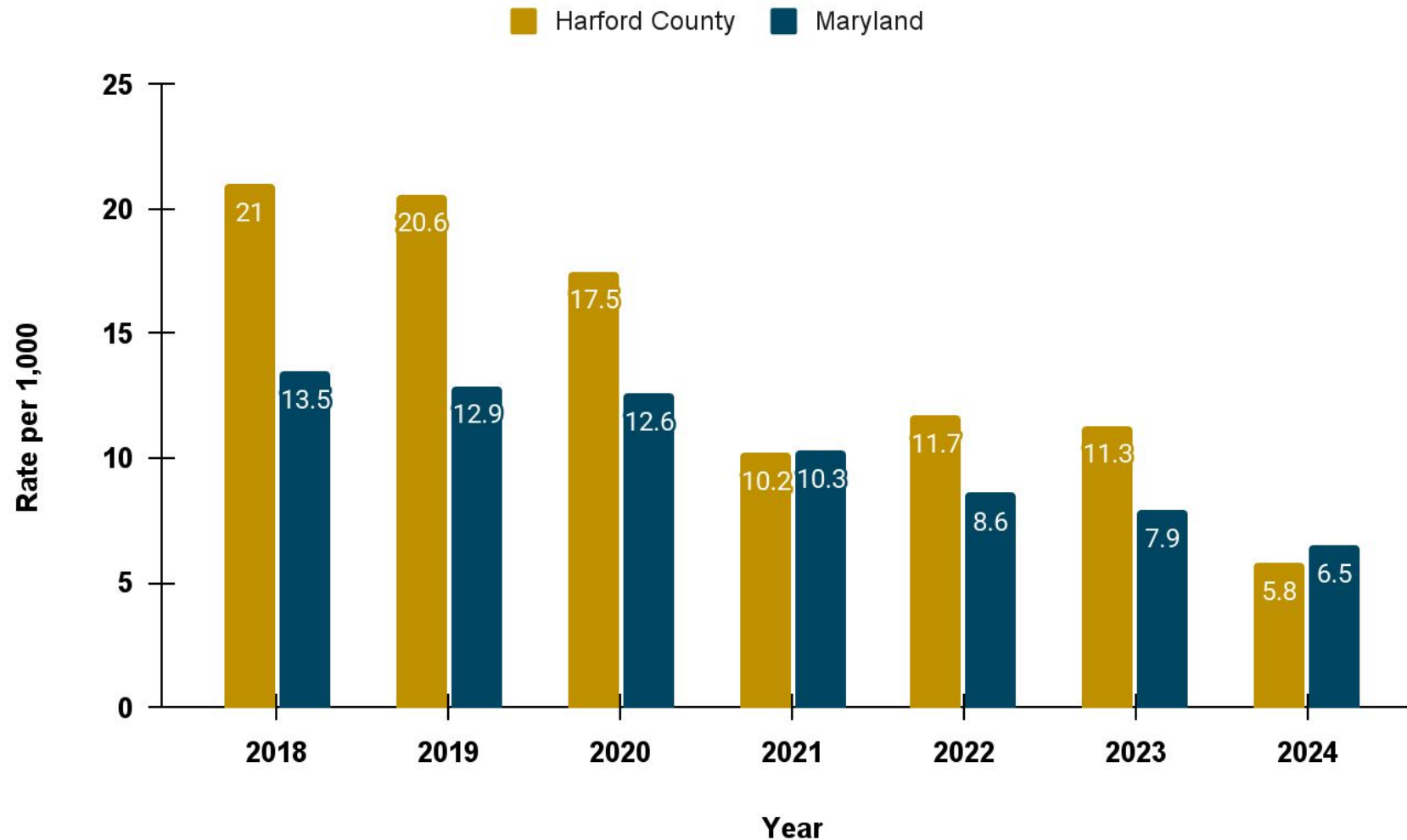
**2024: 91 (75%)**

Note\*: Slide 12 and 13 come from two different sources, Health Services Cost Review Commission, and Harford County Department of Social Services. SEN cases may be classified differently.



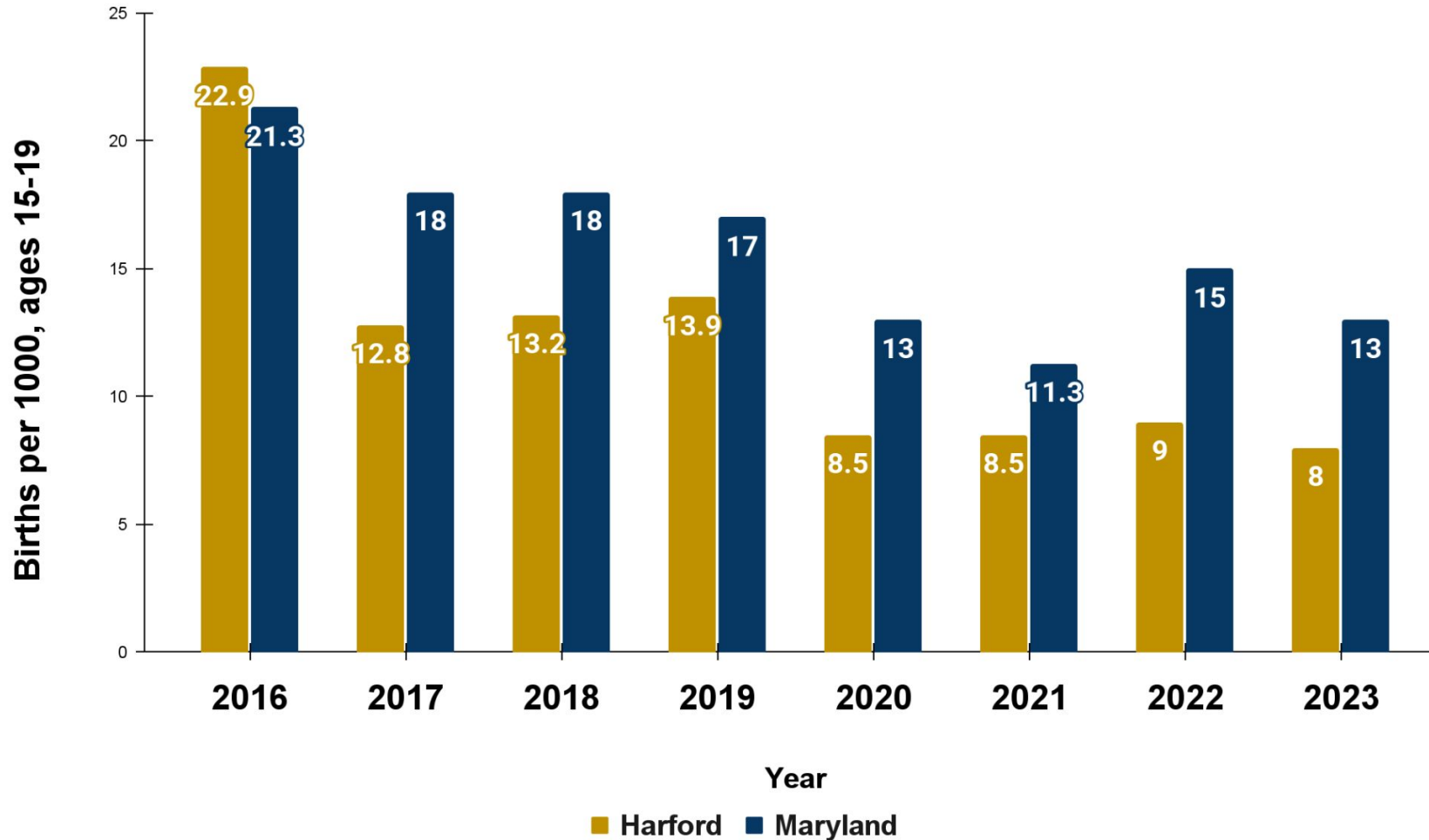
# Neonatal Abstinence Syndrome (NAS)

Harford County has seen a 72% reduction in NAS rates from 2018 to 2024.



# Teen Births

## Harford County and Maryland Teen Birth Rates, 2016-2023

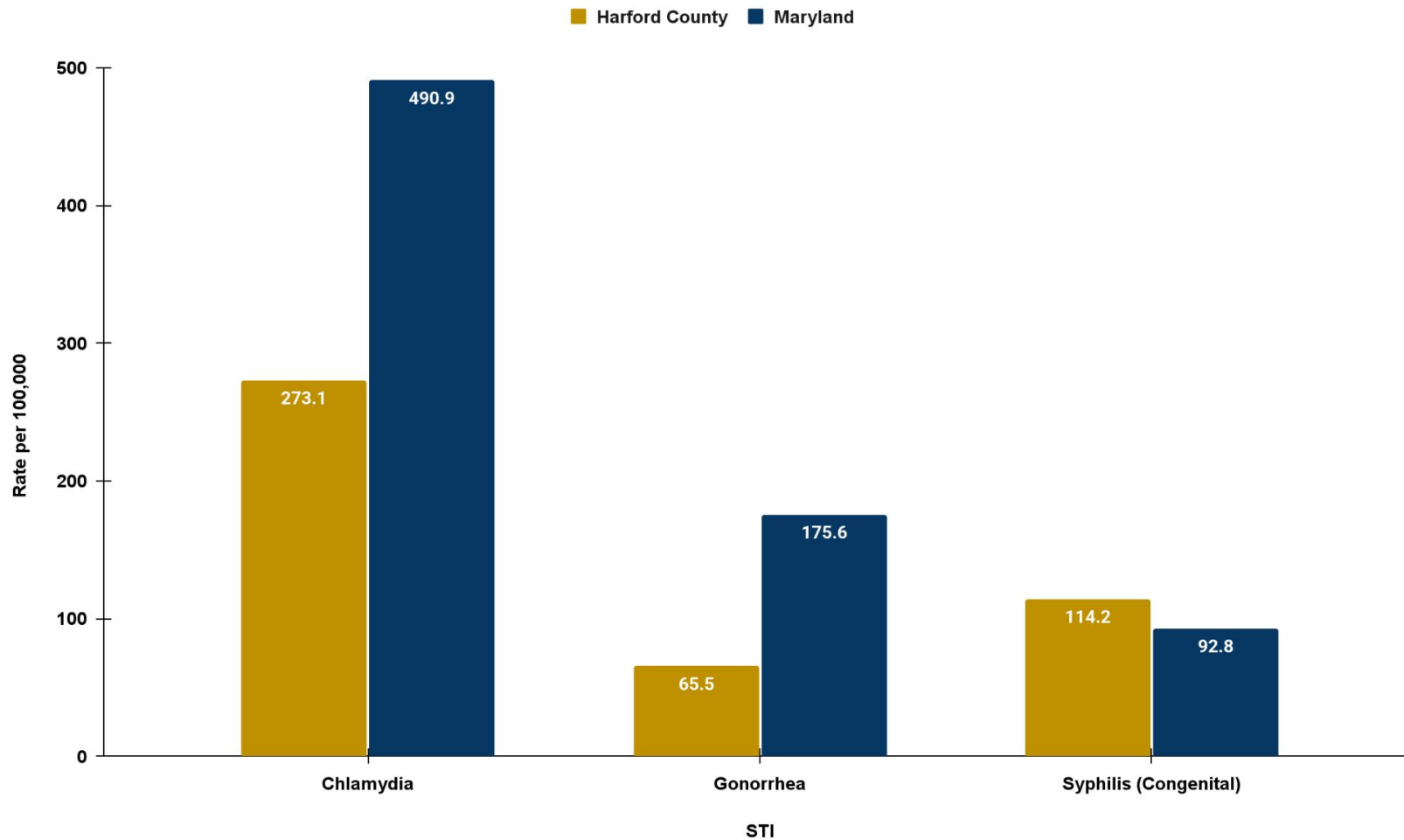


Teen birth rates in Harford County remain lower than the state in recent years.



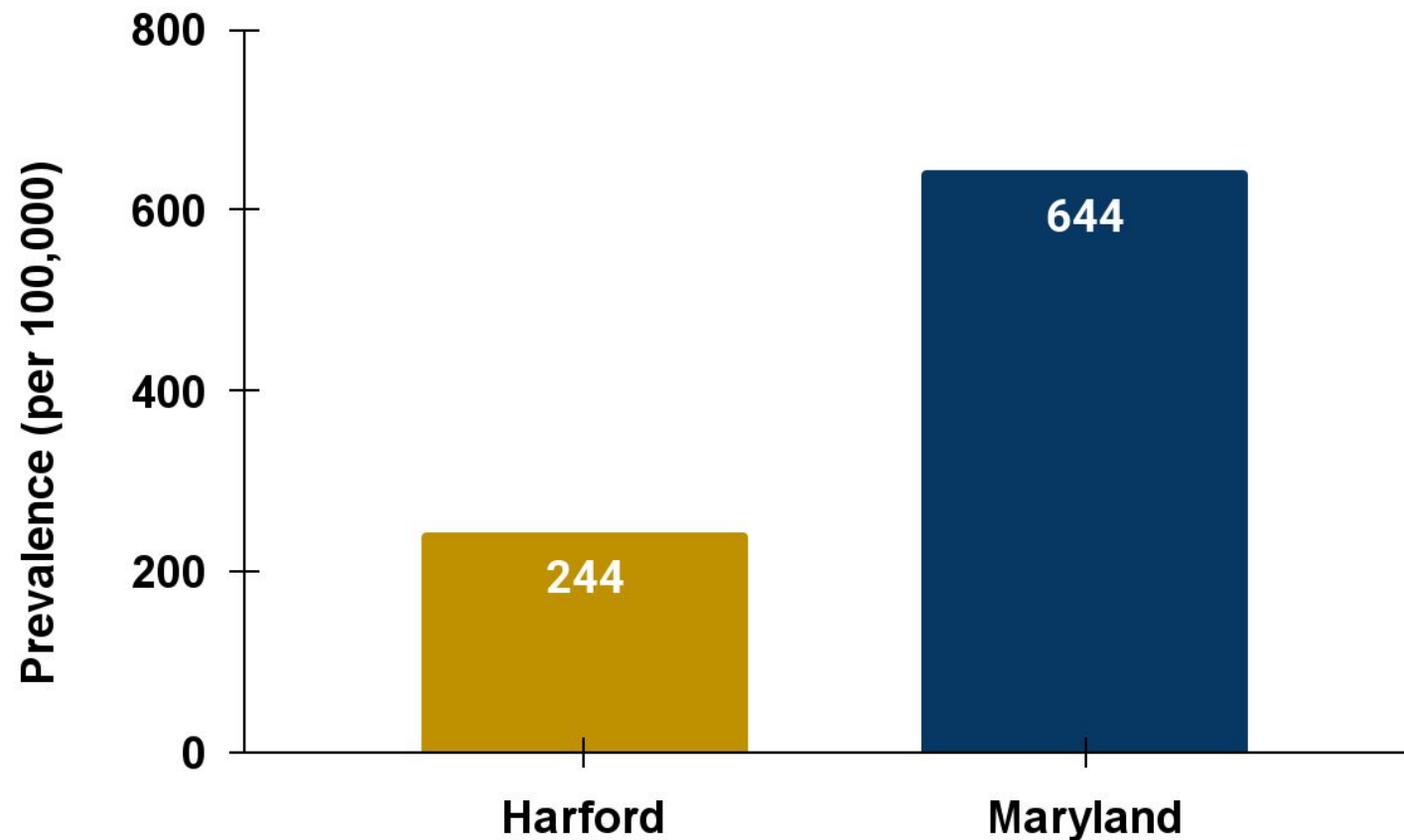
# Sexually Transmitted Infections (STI)

## STI Rates Per 100,000 in Harford County and Maryland, 2024



# HIV

HIV Prevalence, Harford County & Maryland, 2022



Harford County's prevalence for HIV is much lower compared to the state's HIV prevalence, with a slight decrease from 2020.



# World AIDS Day

## WORLD AIDS DAY TESTING EVENT

*Know Your Status.*

**? What?**

*Free HIV & Hep C rapid testing.*

**🕒 When?**

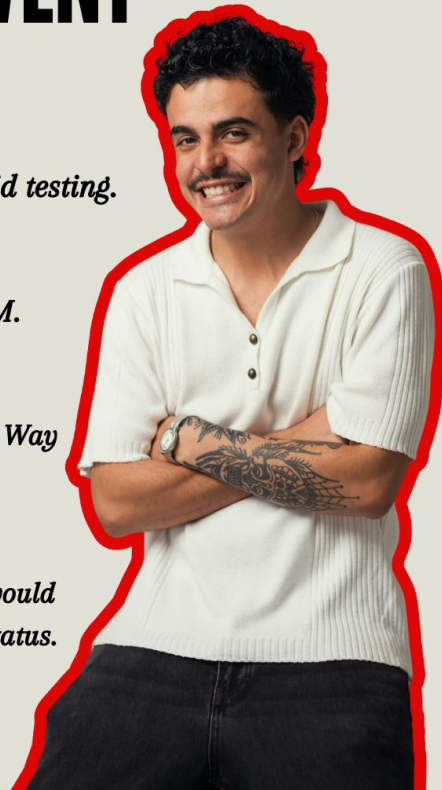
*December 1<sup>st</sup>, 10AM-2PM.*

**📍 Where?**

*1321 Woodbridge Station Way  
Edgewood, MD 21040.*

**👤 Who?**

*People of all ages who would  
like to know their HIV status.*



# MEGAN's Place Educational Sessions

## EDUCATION SESSION CANNABIS DURING PREGNANCY



When?

Wednesday December 10th 2025

Where?

At Megans Place  
From 1:00pm to 2:00pm

\*RSVP with your Family Advocate.  
We will also send you a link to Register  
If you will need transportation contact us 3 days prior to the event\*



Are you pregnant?  
Please join us to our

## Breastfeeding Education Session

We will talk about a variety of topics to help answer all of your breastfeeding questions before your baby arrives!

Thursday October 23<sup>rd</sup> 2025  
From 1pm to 2pm  
At Megan's Place  
\*Please Register with your Coordinator



## EDUCATION SESSION FAMILY PLANNING



When?

Thursday November 13th 2025

Where?

At Megans Place  
From 1:00pm to 2:00pm

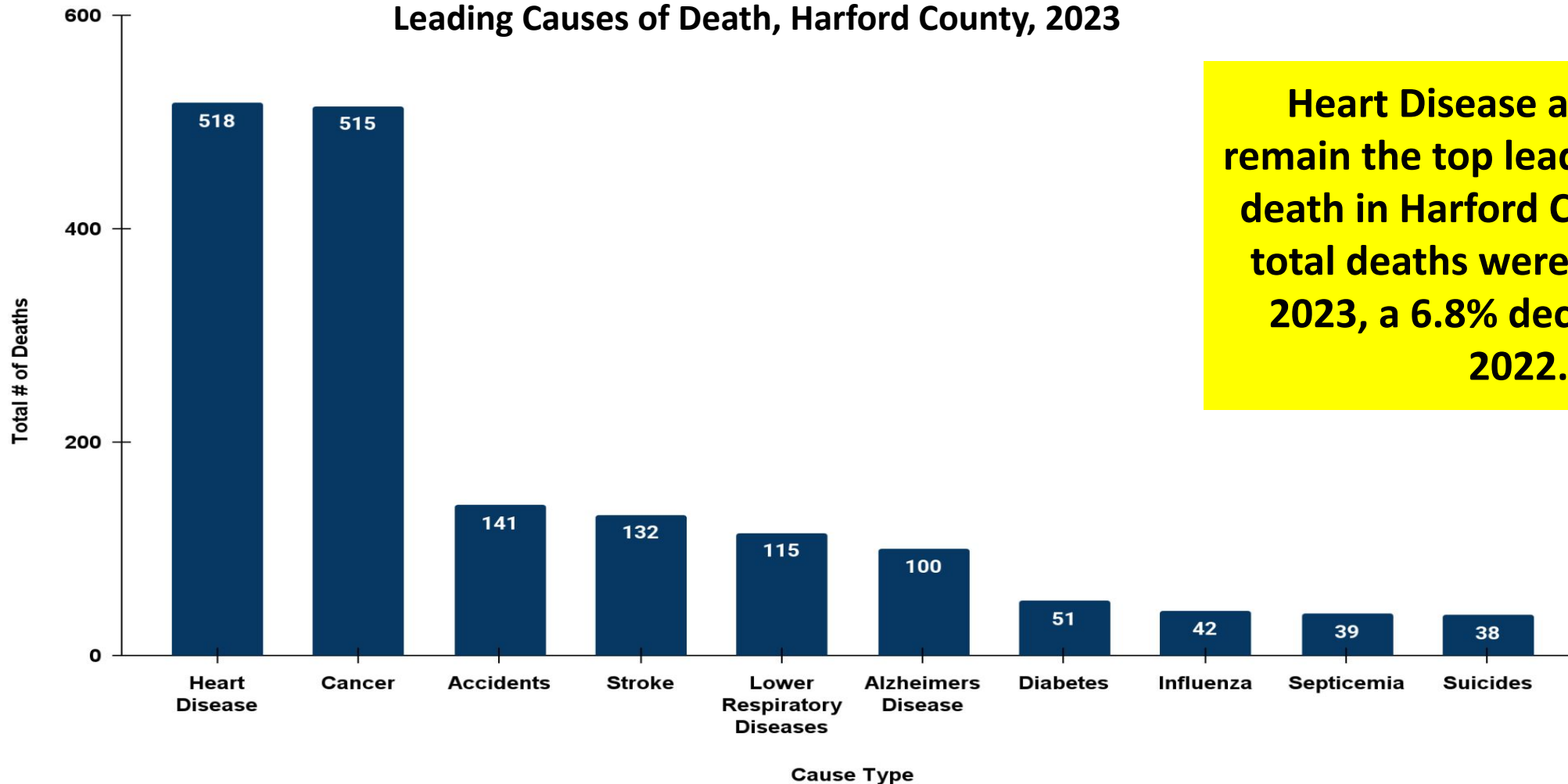
\*RSVP with your Family Advocate.  
We will also send you a link to Register  
If you will need transportation contact us 3 days prior to the event\*



# Chronic Disease & Wellness

# Top Causes of Mortality

Leading Causes of Death, Harford County, 2023

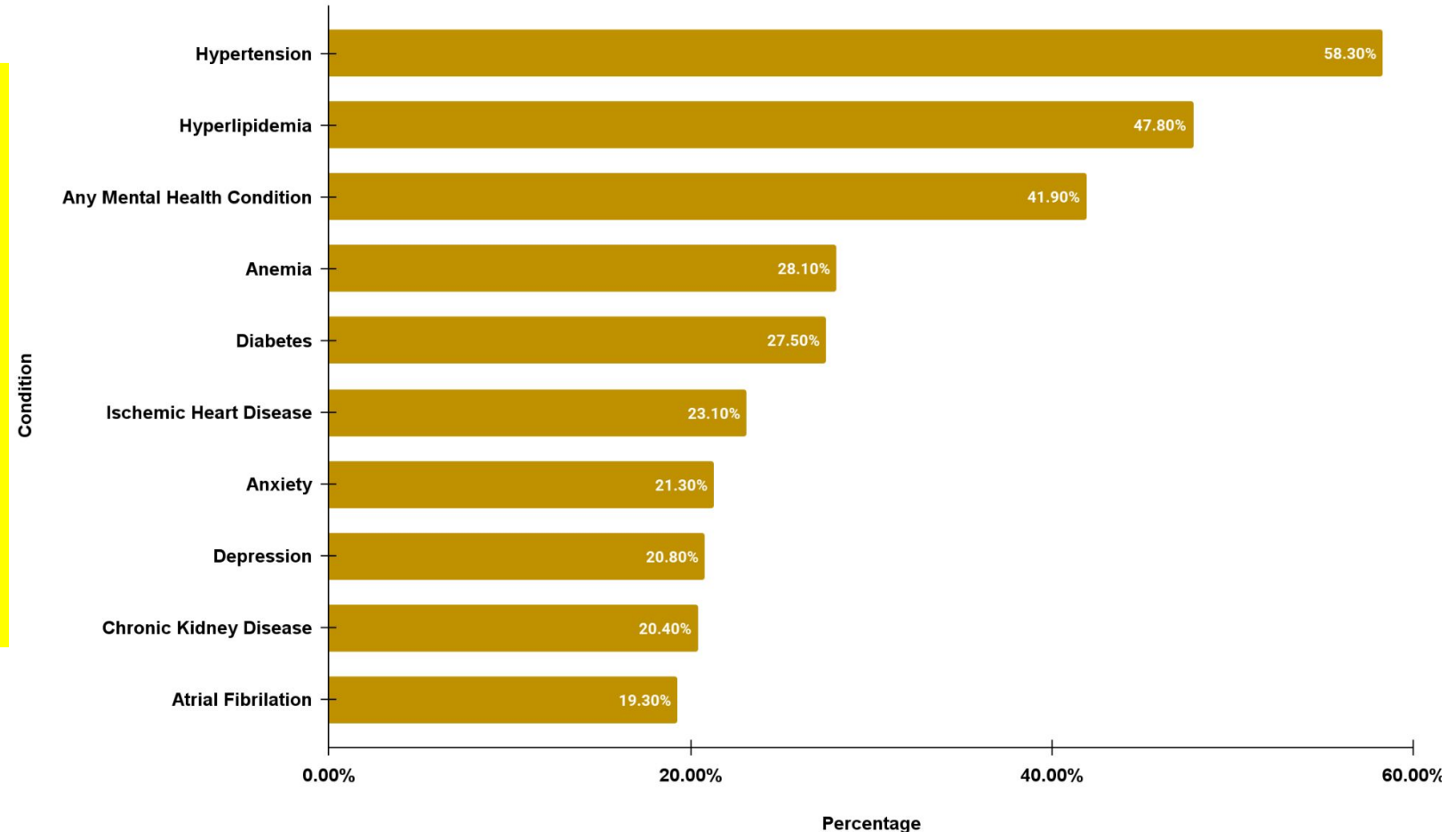


**Heart Disease and Cancer remain the top leading causes of death in Harford County. 2,397 total deaths were recorded in 2023, a 6.8% decrease from 2022.**



# Leading Chronic Conditions

Conditions Resulting in most Hospitalizations in Harford County, 2024

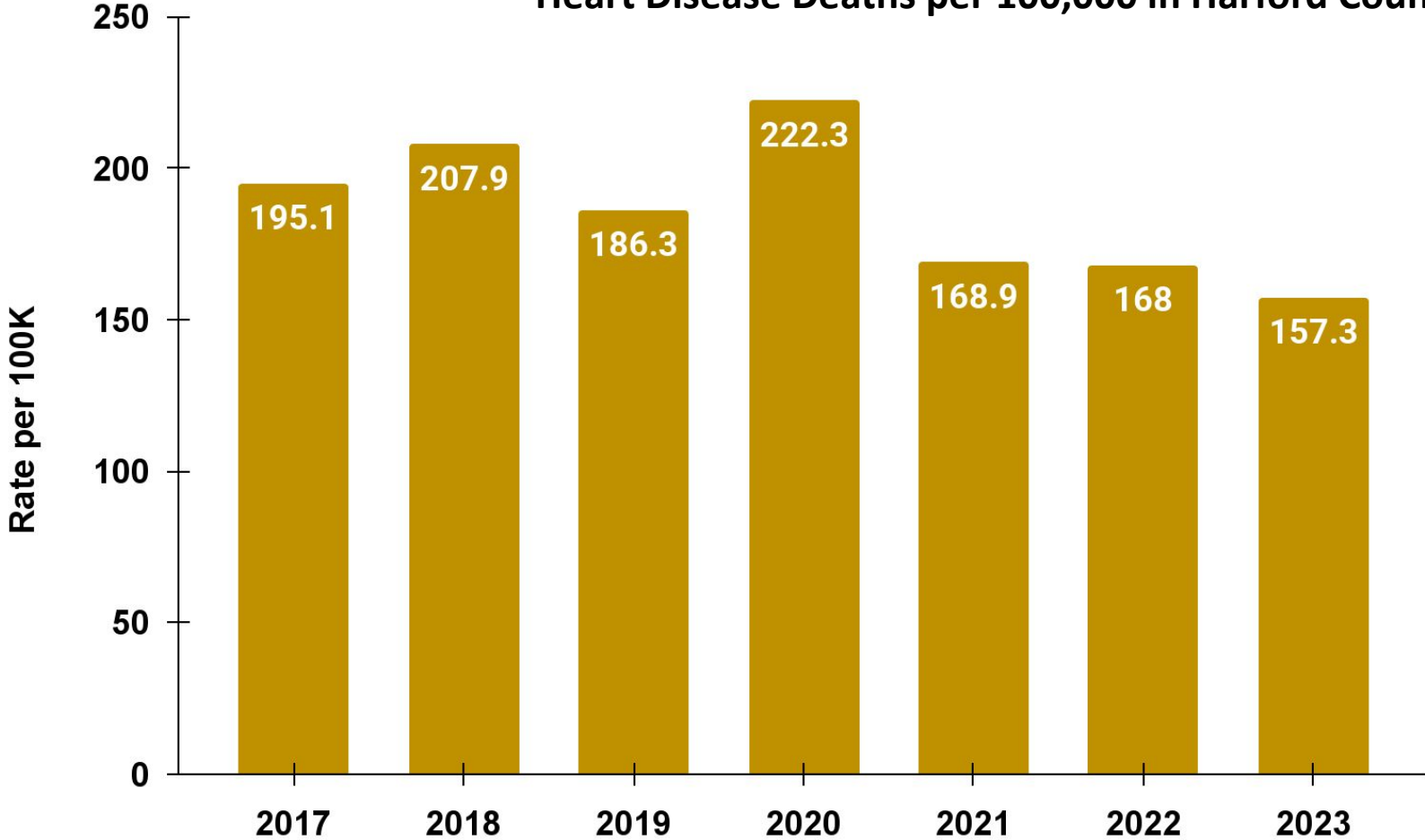


In 2024, the top chronic conditions resulting in the most hospitalizations in Harford County were **hypertension, cardiovascular complications, and mental health conditions.**



# Heart Disease

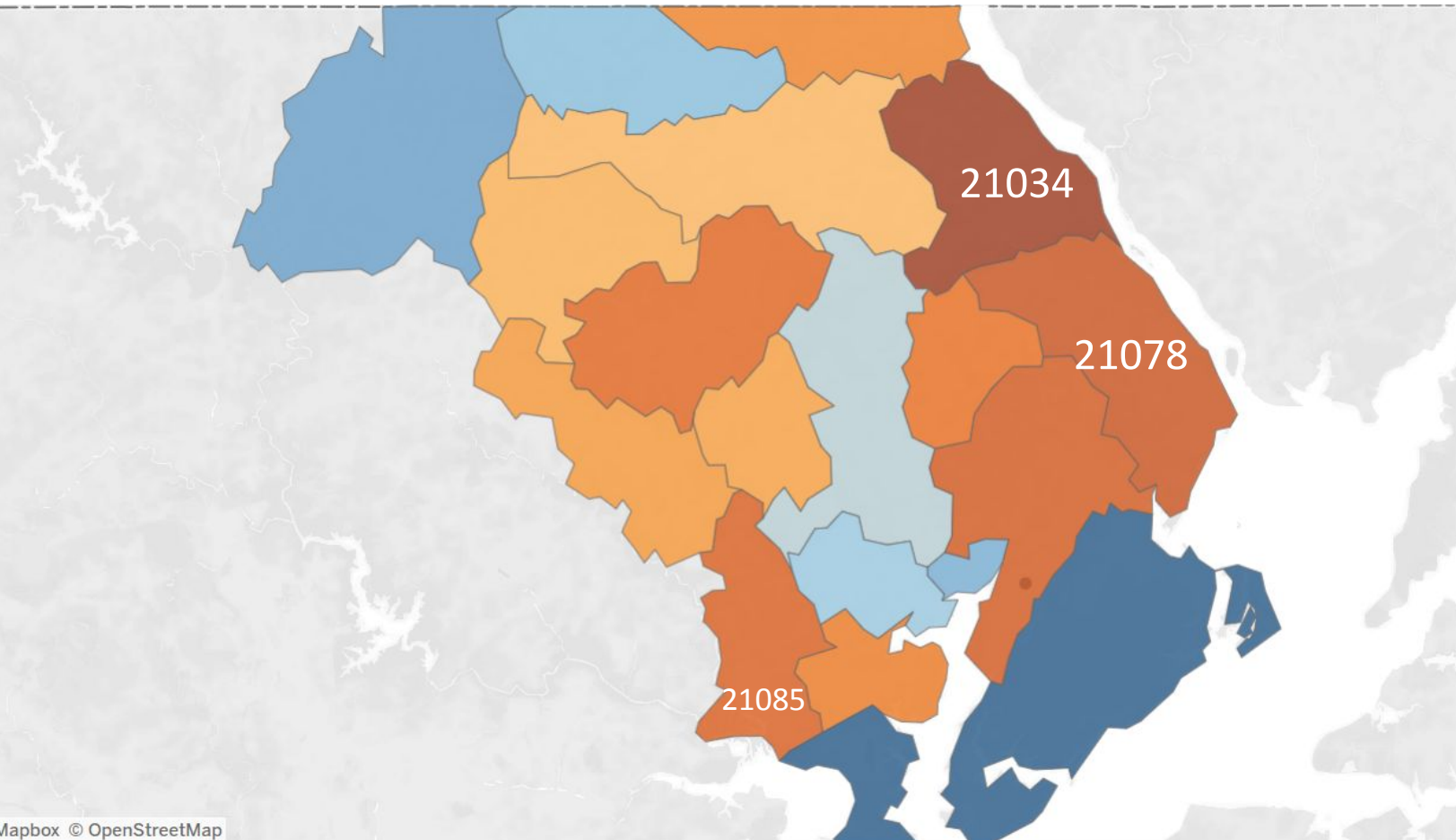
Heart Disease Deaths per 100,000 in Harford County, 2017-2023



**Heart Disease mortality rates saw a 29% decrease since 2020- the lowest it has been in years!**



# Hypertension



**Harford County Zip Codes with the highest rates of hospitalizations for hypertension:**

**2023**

**Darlington (21034) - 100.64 per 1,000**

Havre de Grace (21078) 82.39 per 1,000

Aberdeen (21001) 77.83 per 1,000

**2024**

**Darlington (21034): 80.66 per 1,000**

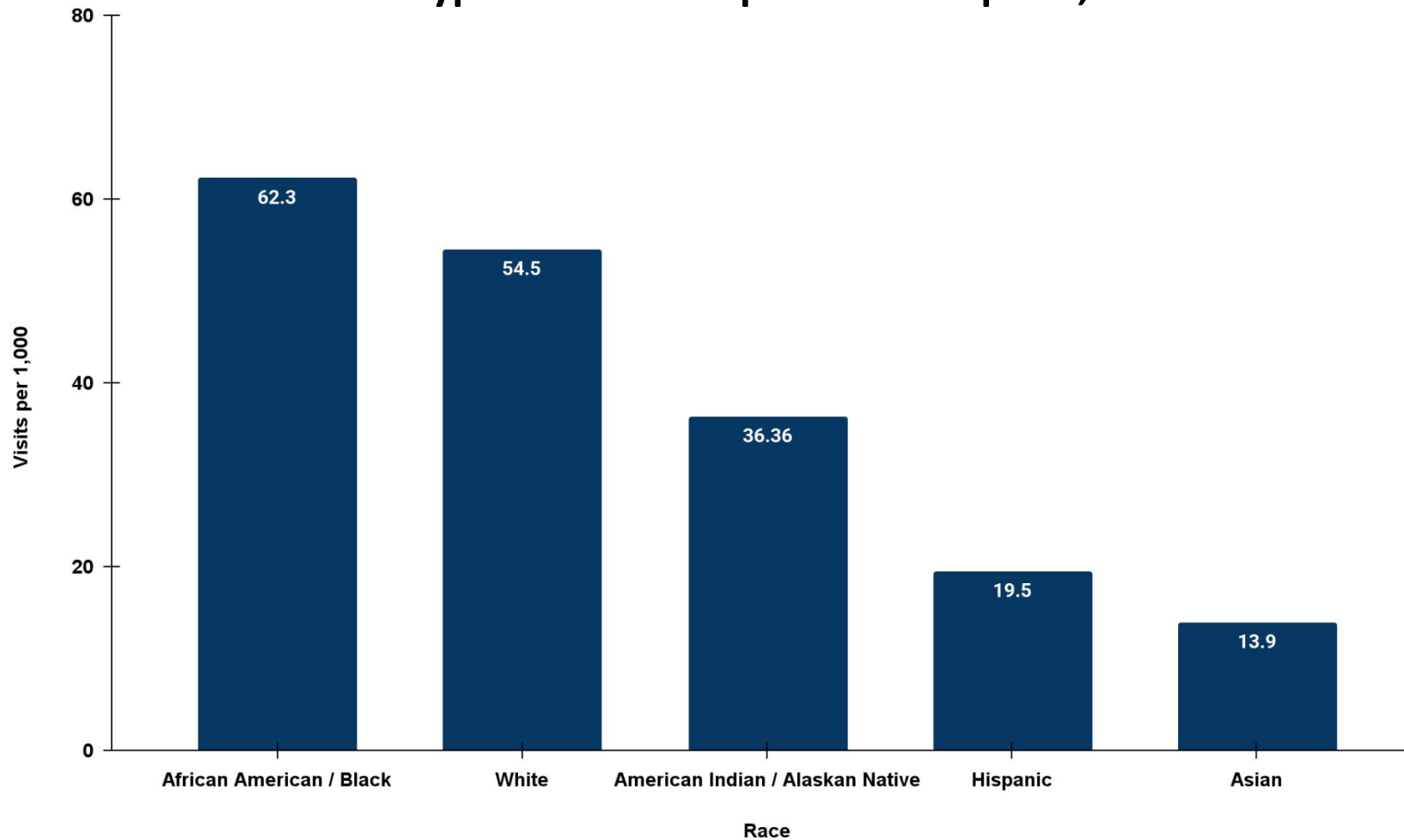
Joppa (21085): 70.80

Havre de Grace (21078): 68.89 per 1,000



# Hypertension

## Hypertension Hospitalizations per 1,000 in Harford County, 2024

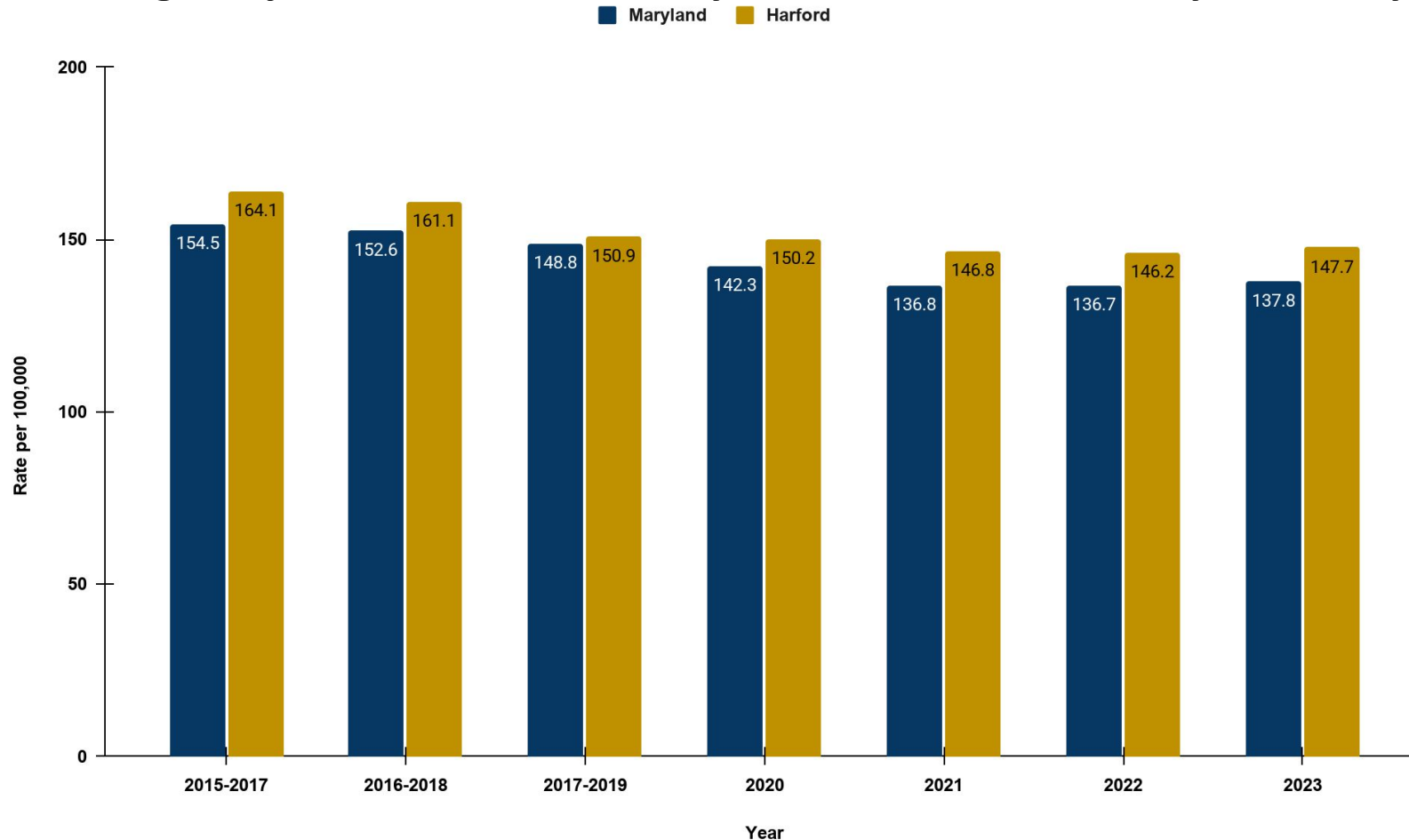


**The African American/Black population has the highest rate of hospitalizations for hypertension.**



# Cancer

## Age-Adjusted Cancer Mortality Rates in Harford County and Maryland, 2015-2023

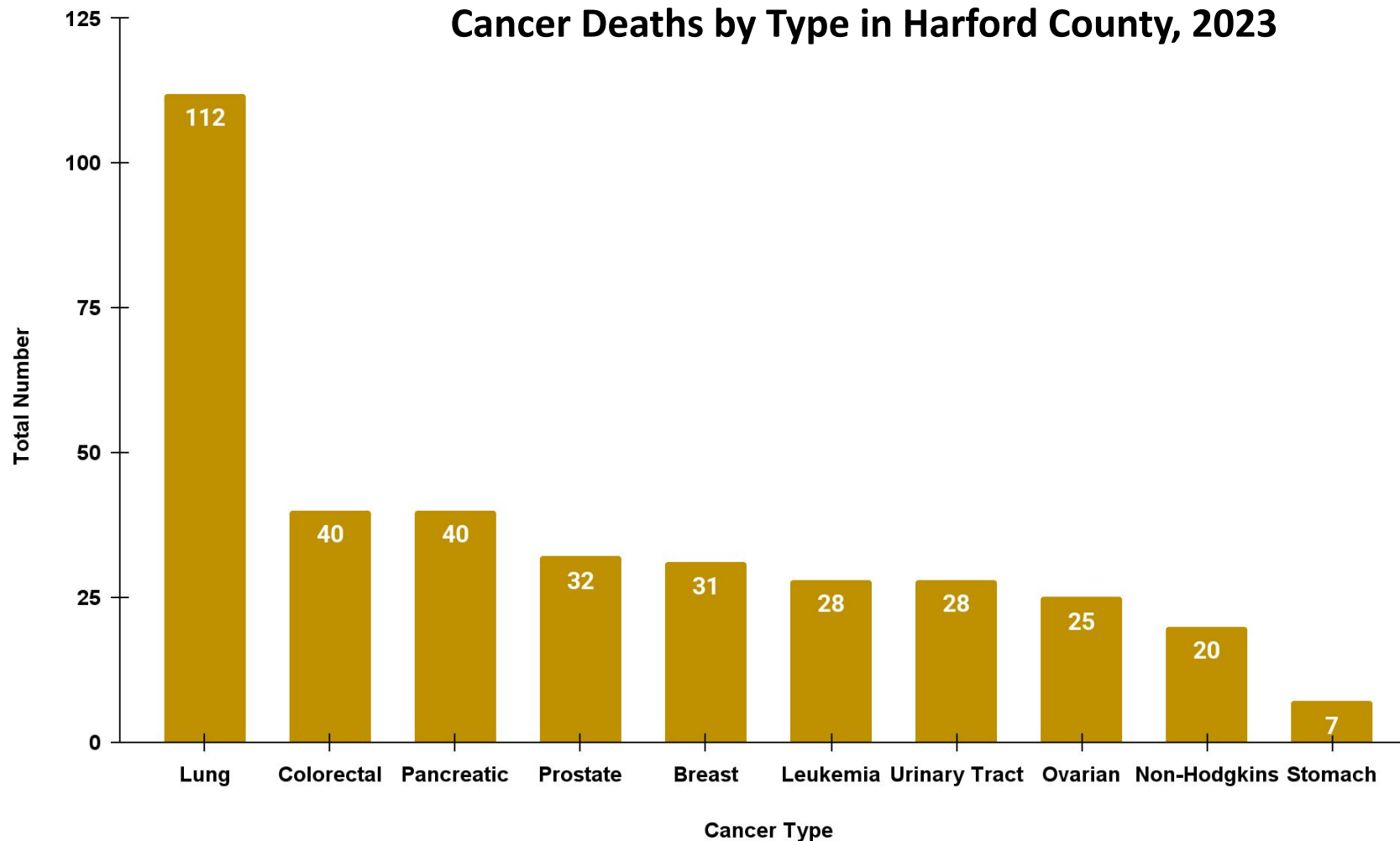


**Cancer mortality rates in Harford County continue to be higher than the state.**



# Cancer

## Cancer Deaths by Type in Harford County, 2023



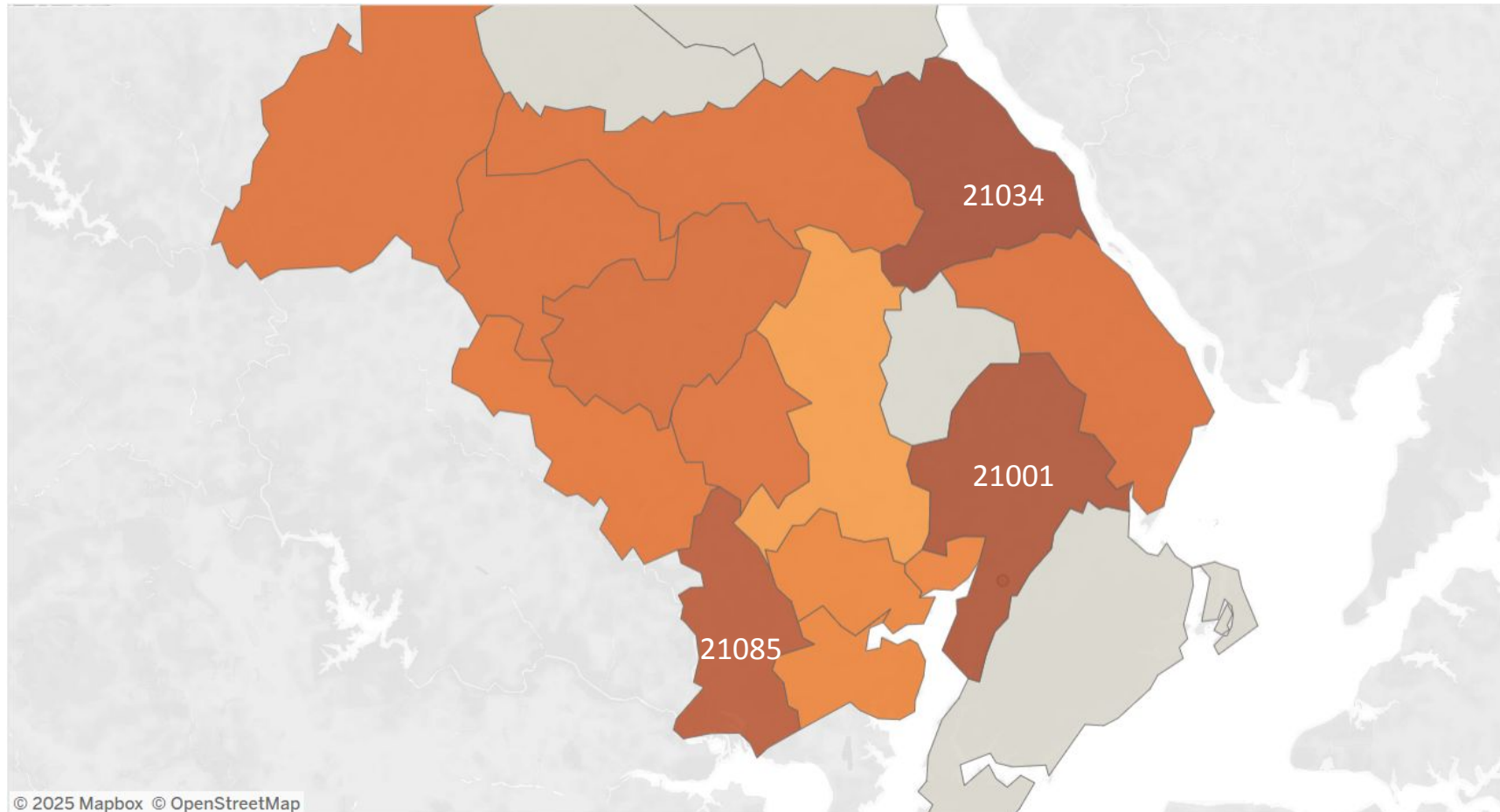
**Lung Cancer was the single cancer type resulting in the most deaths in Harford County in 2023.**

Not pictured in graph: 152 deaths from cancer classified as "Other"



# Lung Cancer

Lung Cancer Hospitalizations per 1,000 by Zip Code, Harford County, 2024



**Harford County Zip Codes with the highest rates of hospitalizations for Lung Cancer: 2024**

Joppa (21085) - 4.24 per 1,000

Aberdeen (21001) - 4.67 per 1,000

**Darlington (21034) - 4.99 per 1,000**



# Lung Cancer

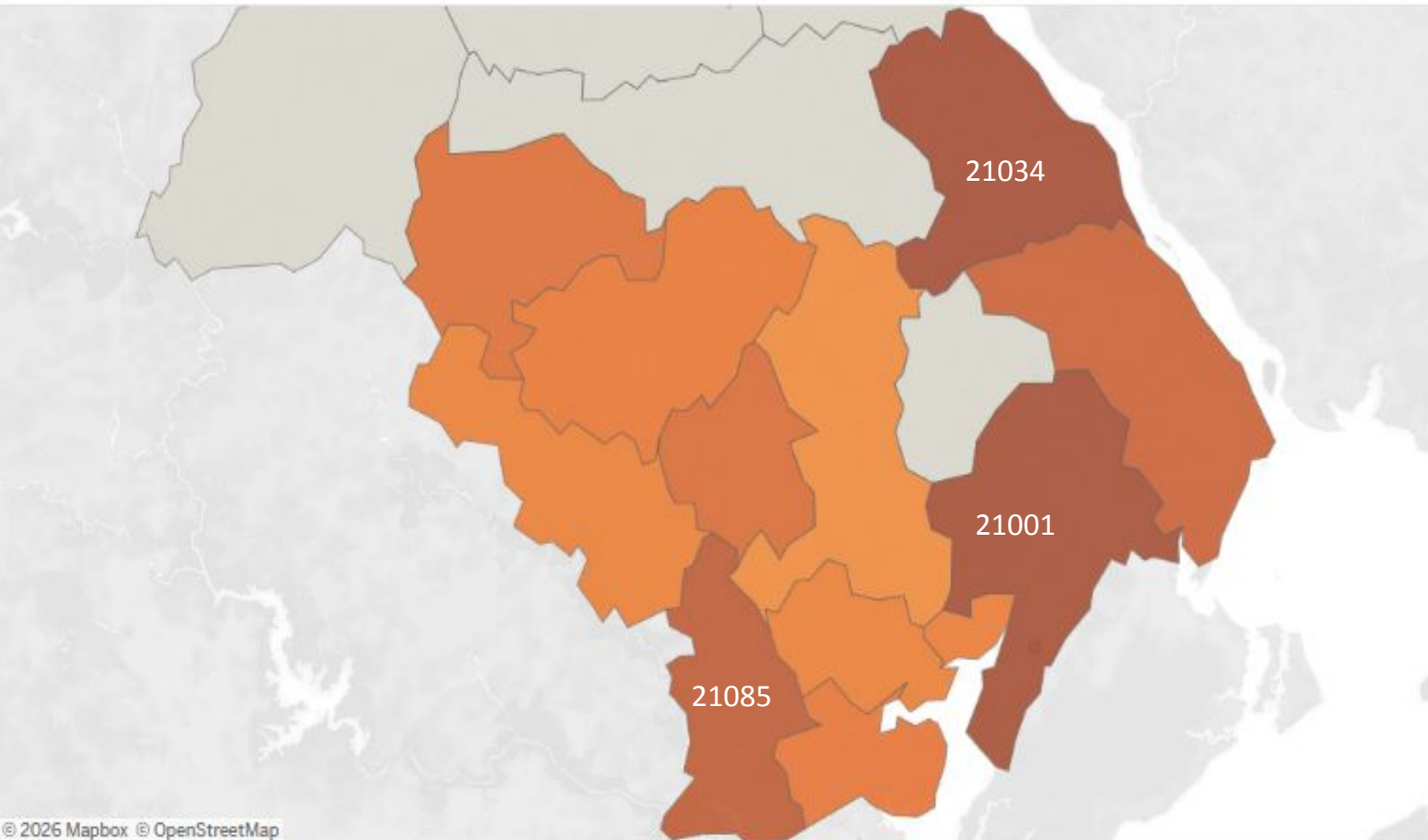
## Lung Cancer Hospitalizations per 1,000 by Zip Code, Harford County, 2025

### Zip Codes with the highest rates of hospitalizations for Lung Cancer: 2025

Joppa (21085) - 3.46 per 1,000  
Aberdeen (21001) - 4.16 per 1,000  
**Darlington (21034) - 4.21 per 1,000**

### Lung Cancer rates by race/ethnicity: 2025

White - 2.94 per 1,000  
Black/African American - 2.56 per 1,000  
Hispanic - .79 per 1,000



# Lung Cancer Screening Program



Call Now: 410-942-7930

## Lung Cancer Screening

*Screen Today - Breathe Easier Tomorrow.*

### Why is Screening Important?

Lung cancer is the leading cause of cancer death in the United States. A low-dose lung CT (LDCT) can detect cancer early, when it may be easier to treat.


### What is the Cancer Prevention Program?

The Harford County Health Department offers no-cost lung cancer screenings for eligible Maryland residents. To be eligible, you must be:

 Age: 50-80

 Eligibility: Uninsured

 Location: Current Maryland resident

 Smoking history: Current smoker or quit in the last 15 years



November is  
**lung cancer awareness month**

## Lung cancer screenings



**The lung screening program at UM Upper Chesapeake Health** evaluates individuals who are considered at high risk for developing lung cancer from smoking by offering reduced-dose CT scans.

Studies have shown that the scan can decrease the number of deaths from lung cancer by as much as 20%. The goal of screening is to detect cancer when it is most treatable, and even curable.

## CT lung cancer screening guidelines\*



\*Source: The American Lung Association

**For more information and to find out if you may be eligible for a low-dose CT scan, call 443-843-LUNG (5864).**

If you are uninsured, or underinsured, you may qualify for a screening through a grant from the Harford County Health Department.

UNIVERSITY of MARYLAND  
UPPER CHESAPEAKE HEALTH



**Public Health**  
Prevent. Promote. Protect.  
**Harford County Health Department**

# Colorectal Screening Program

## Cancer Prevention Program

The Harford County Health Department offers no cost:

### Colonoscopies

You may be eligible for a colorectal cancer screening at **NO COST** if you:

- Are a current Maryland resident
- Have a limited income
- Are age 45-75
- Are uninsured or underinsured

**CANCER SCREENING  
SAVES LIVES**

30-50% of all cancer cases are **PREVENTABLE**

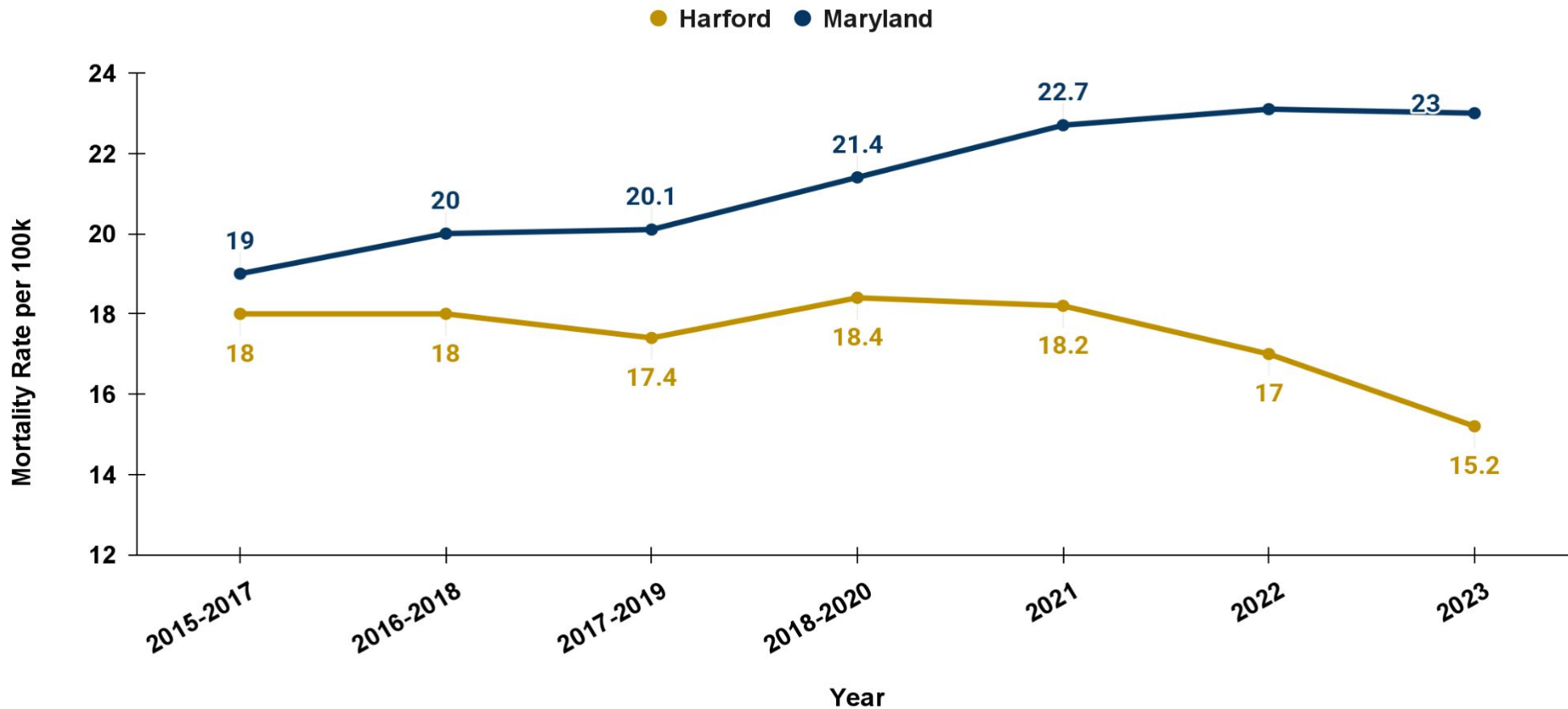
 410-942-7930



**Public Health**  
Prevent. Promote. Protect.  
**Harford County  
Health Department**

# Diabetes

## Age-Adjusted Diabetes Mortality Rates in Harford County and Maryland 2015-2023

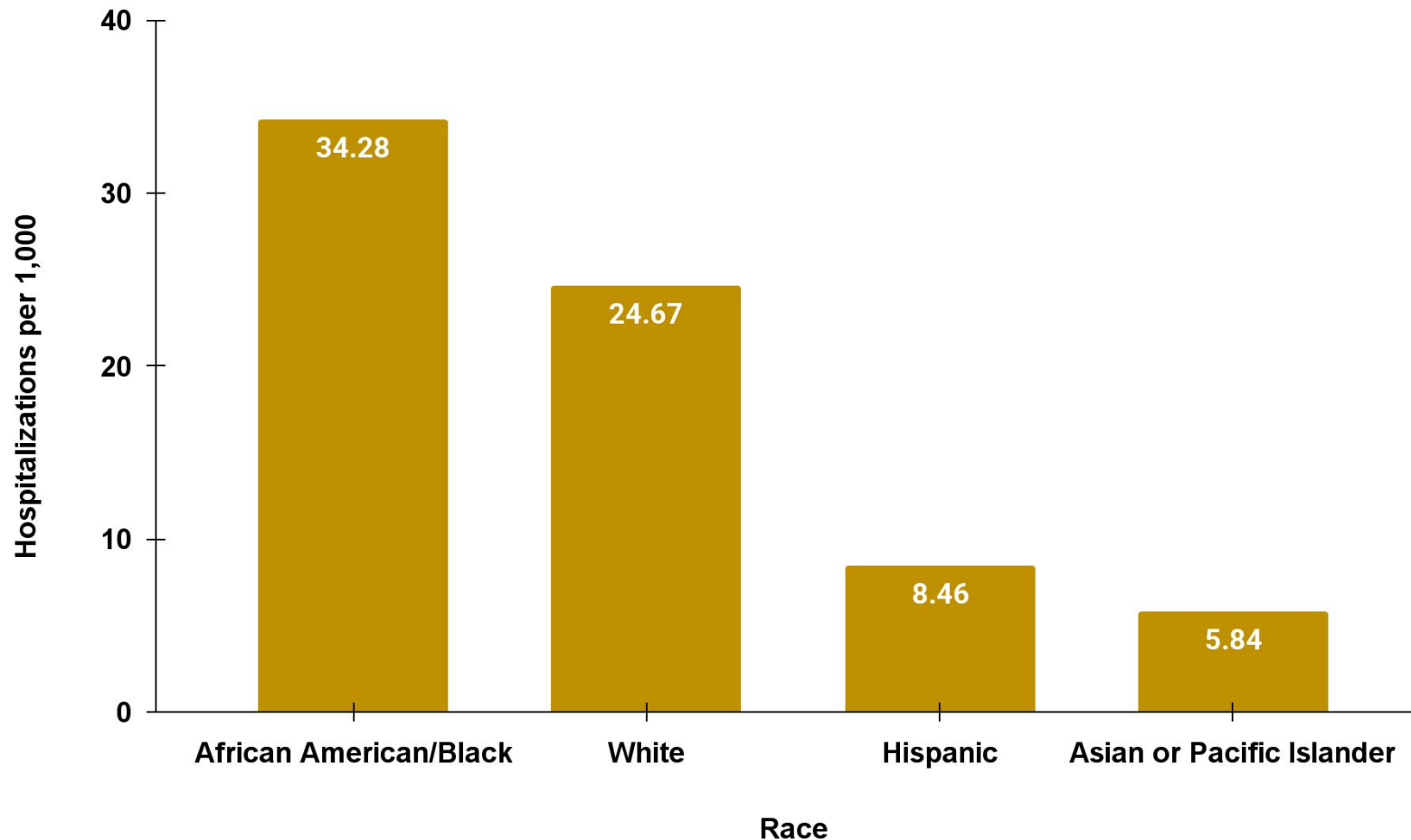


**Harford County has maintained a lower diabetes mortality rate than the state average since 2013.**



# Diabetes

Diabetes-Related Hospitalizations per 1,000 in Harford County, 2024



**The African American/Black population has a higher rate of diabetes hospitalizations than other races.**



# Diabetes Prevention Program (DPP)



UNIVERSITY of MARYLAND  
UPPER CHESAPEAKE HEALTH

COMMUNITY OUTREACH AND HEALTH IMPROVEMENT

## Diabetes Prevention Program - *PREVENT T2 DIABETES*



This **FREE** 12-month program is a combination of weekly and monthly sessions. By participating, you will have year-long access to:

- FREE weight scale, blood pressure cuff, and more to support your health goals
- Support from 2 lifestyle coaches and up to 15 participants with similar goals
- Learn to eat better without giving up all the foods you love
- Discover how to add more physical activity to your life
- Share stories, build new habits, and have fun!

## English & Spanish classes available!

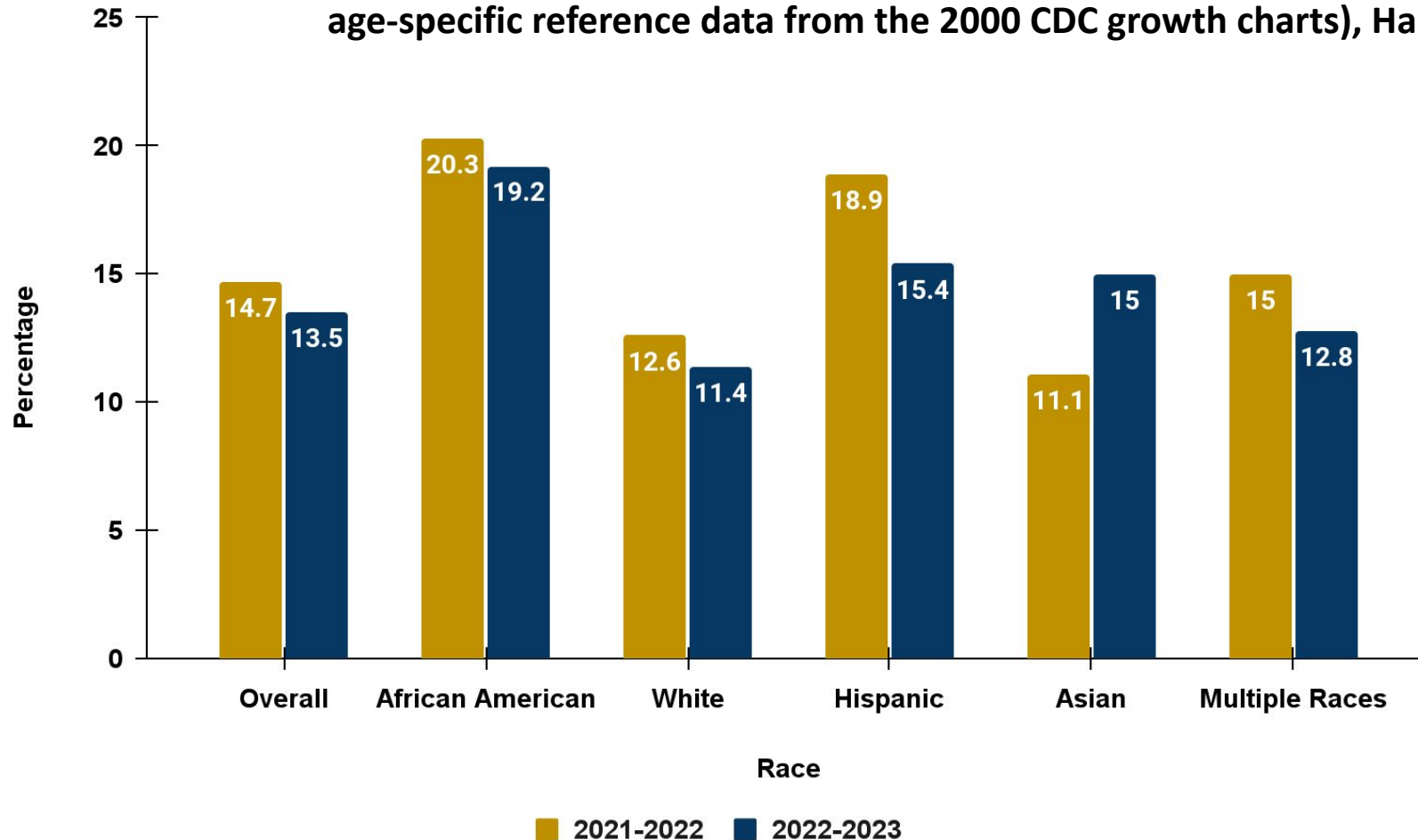
Learn how to prevent or lower your risk of **TYPE 2 DIABETES**. Call us at **1-800-515-0044** to register today!

**COULD YOU HAVE PREDIABETES?  
TAKE THE TEST AT:**  
[www.cdc.gov/prediabetes/takethetest](http://www.cdc.gov/prediabetes/takethetest)



# Youth Obesity

Percentage of students who had obesity ( $\geq$  95th percentile for body mass index, based on sex- and age-specific reference data from the 2000 CDC growth charts), Harford County, 2021-2023

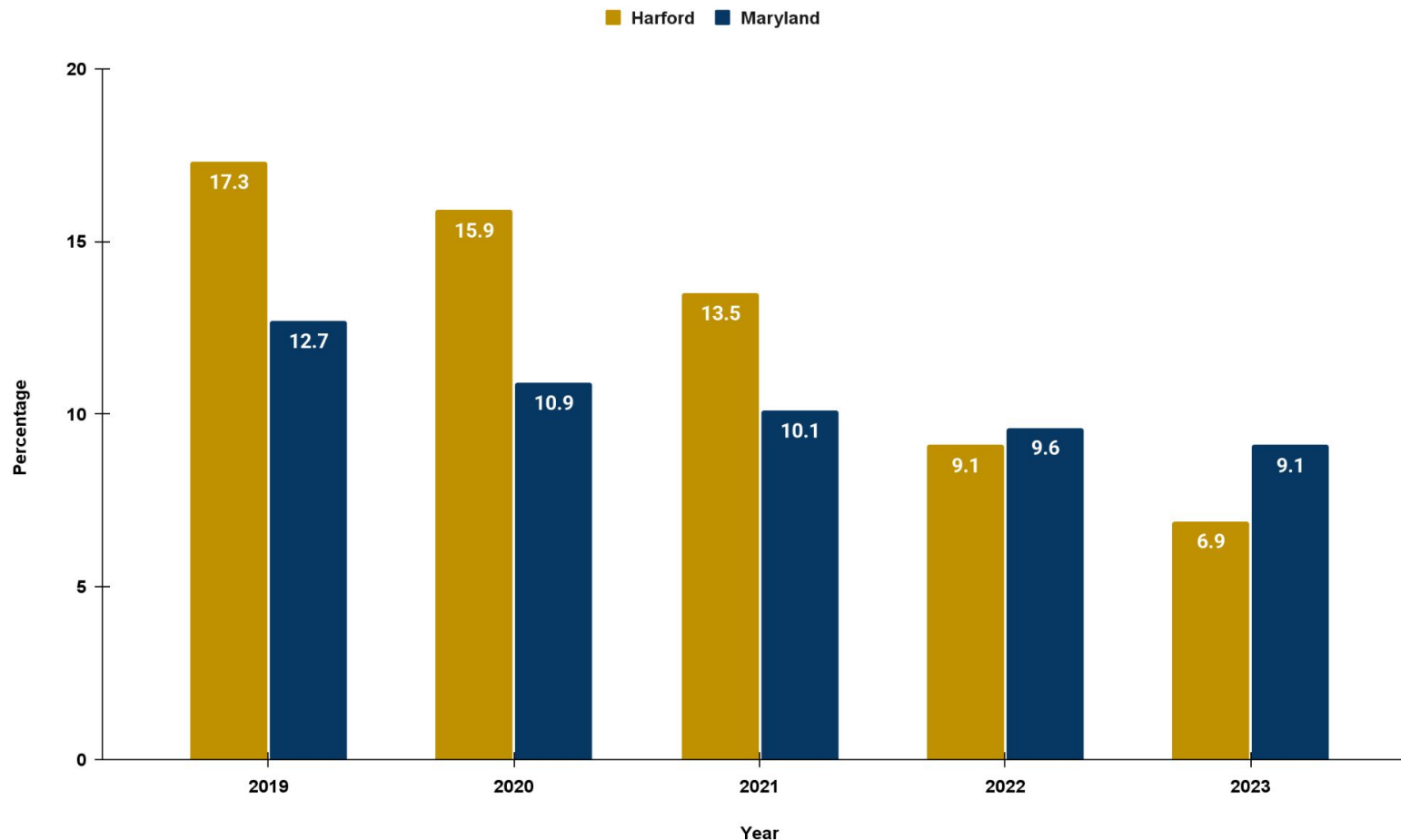


Data shows a decrease in the number of high school students who had obesity from the previous survey



# Adult Smoking

## Current Tobacco Use in Adults, Harford County, 2019-2023

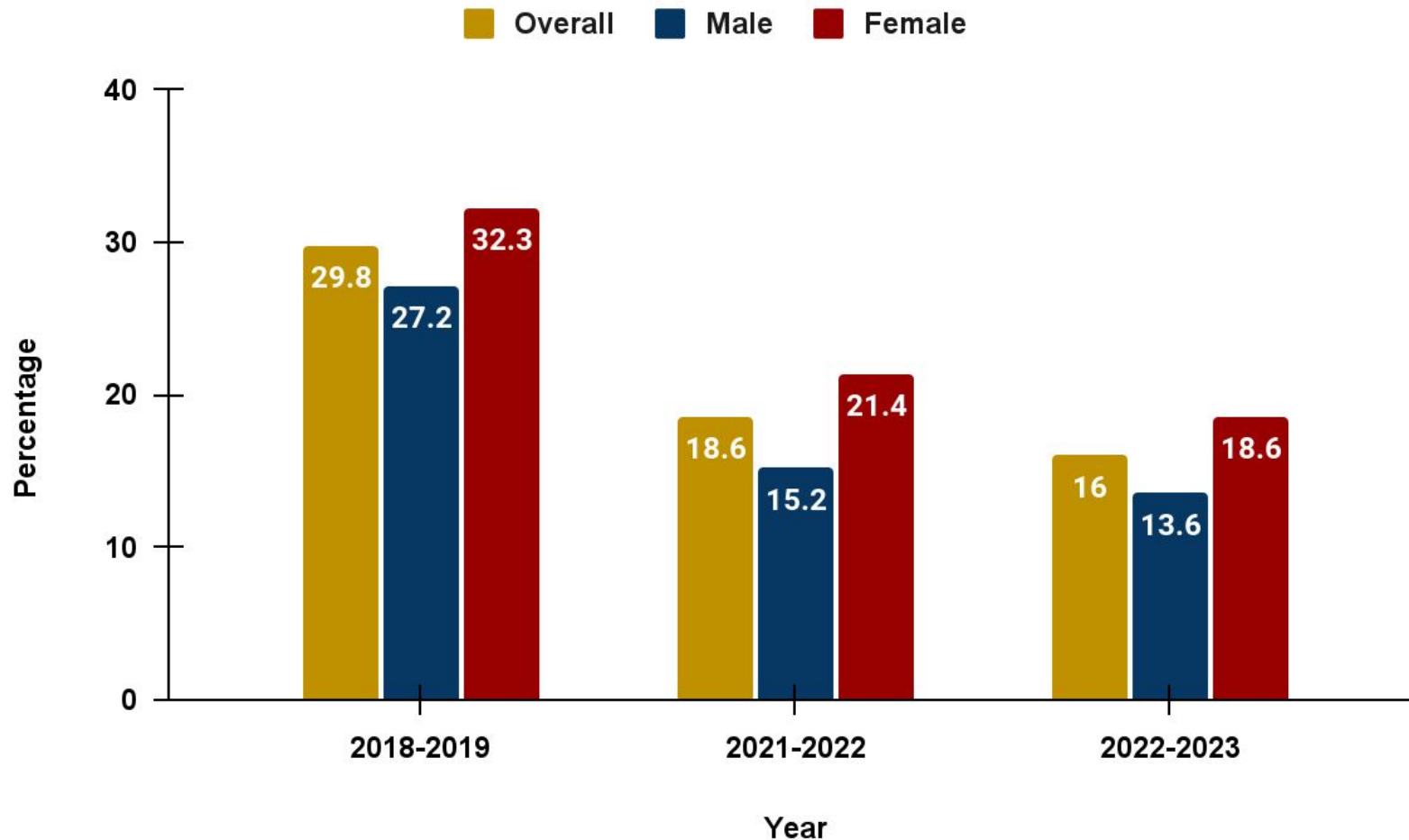


Since 2019, there has been a positive downwards trend in current tobacco use in adults in both Harford County and Maryland



# High School Vape Use

Current Electronic Vapor Product Use in High School Students, Harford County, 2018-2023

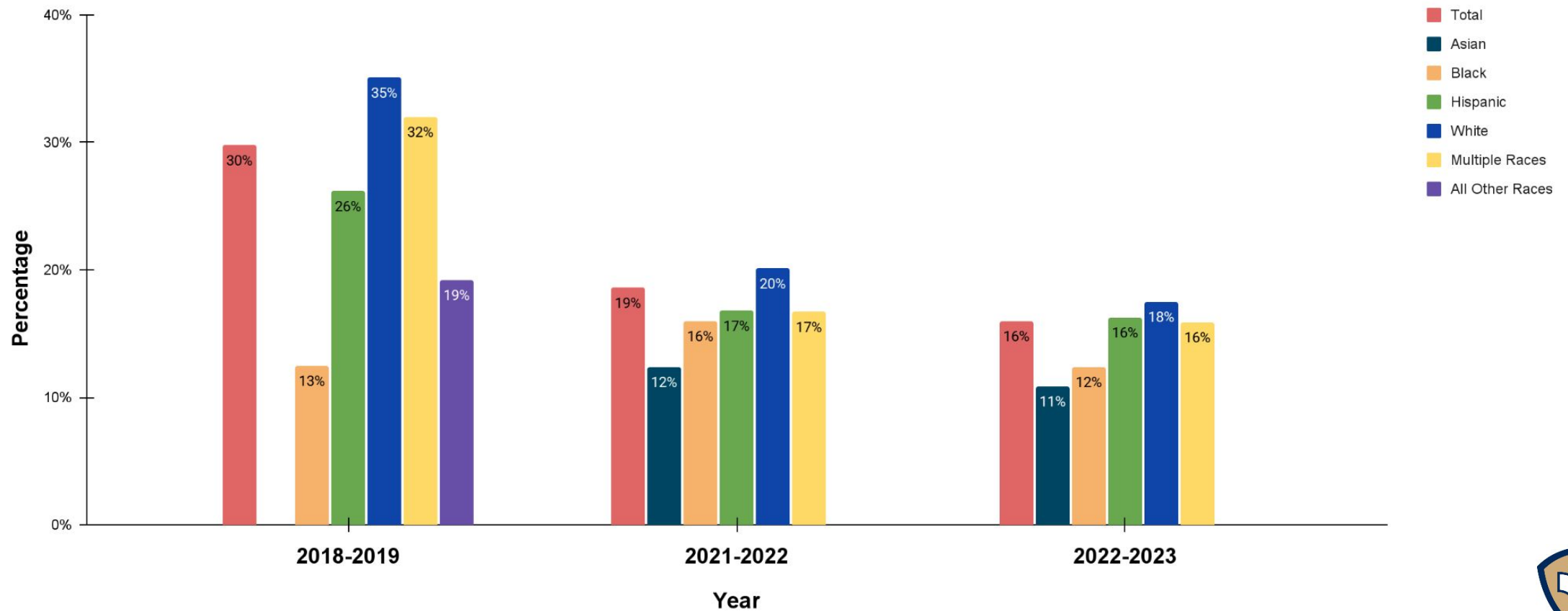


A gradual decrease in electronic vapor product use in High School students has been seen since 2018



# High School Vape Use

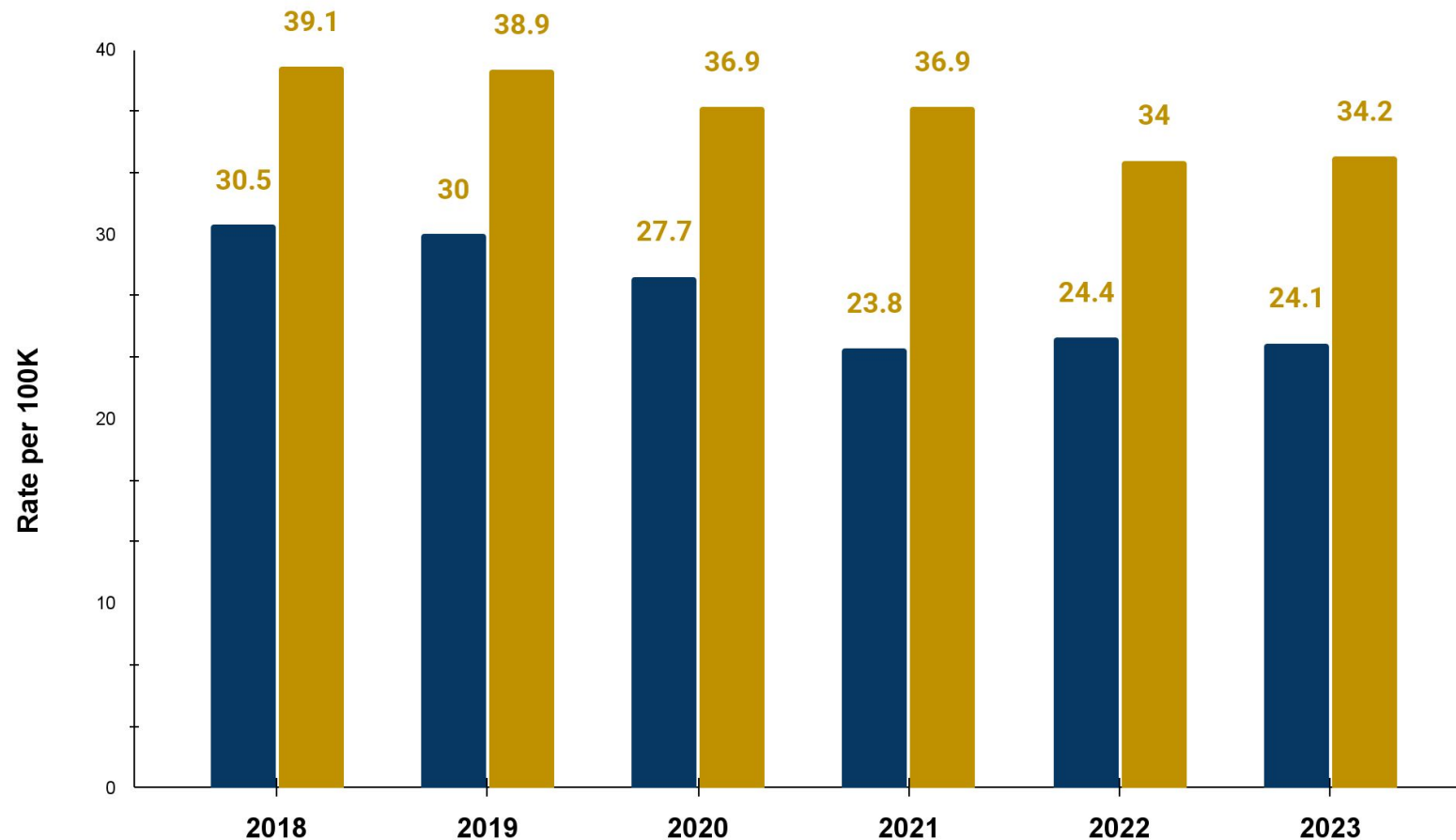
## Current Electronic Vapor Product Use in High School Students, Harford County, 2016-2023



# Chronic Lower Respiratory Diseases (CLRD)

CLRD Age-Adjusted Death Rates per 100,000, Harford County, 2017-2023

■ Maryland ■ Harford

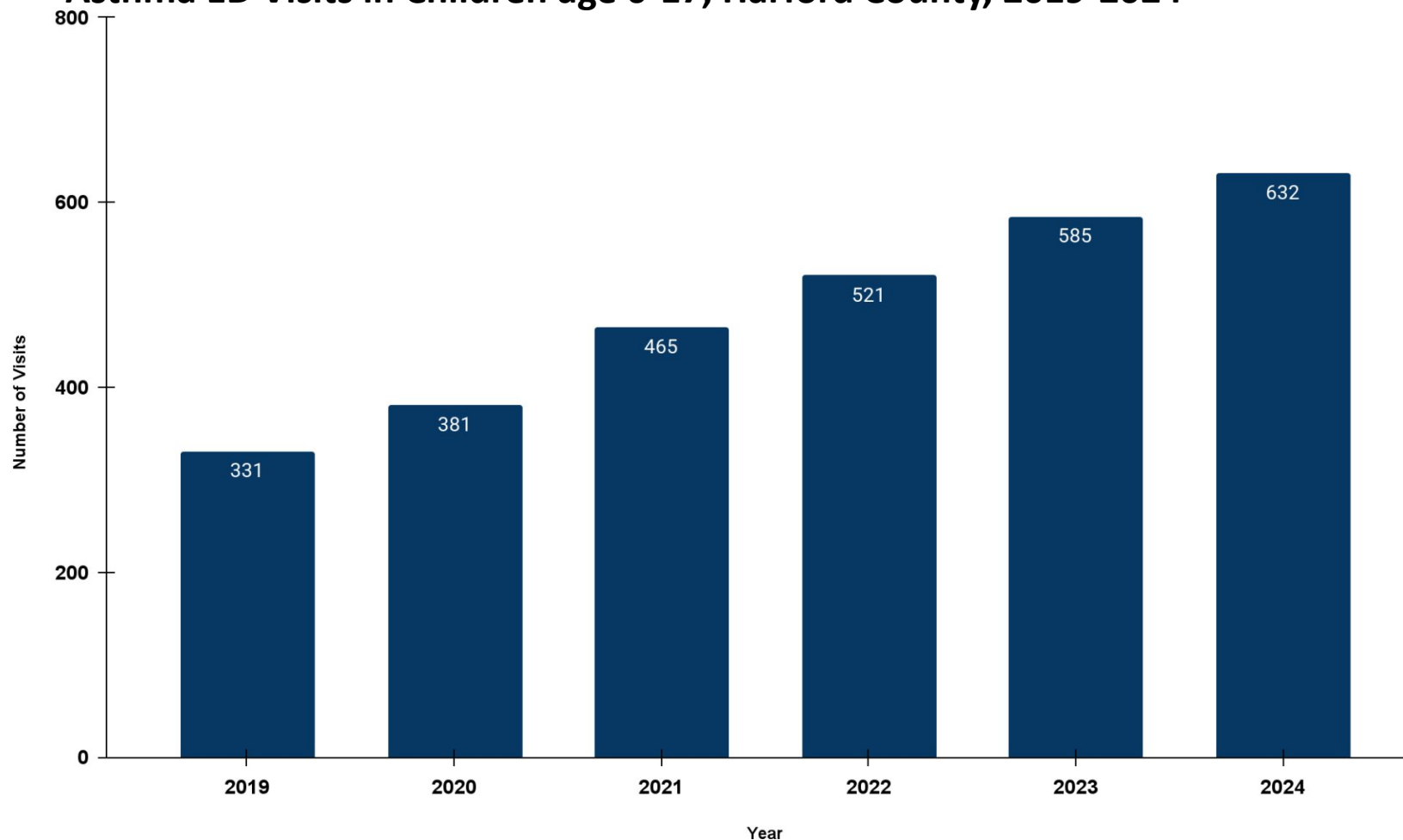


CLRD rates have been higher in Harford County compared to the state for several years.



# Asthma

Asthma ED Visits in Children age 0-17, Harford County, 2019-2024

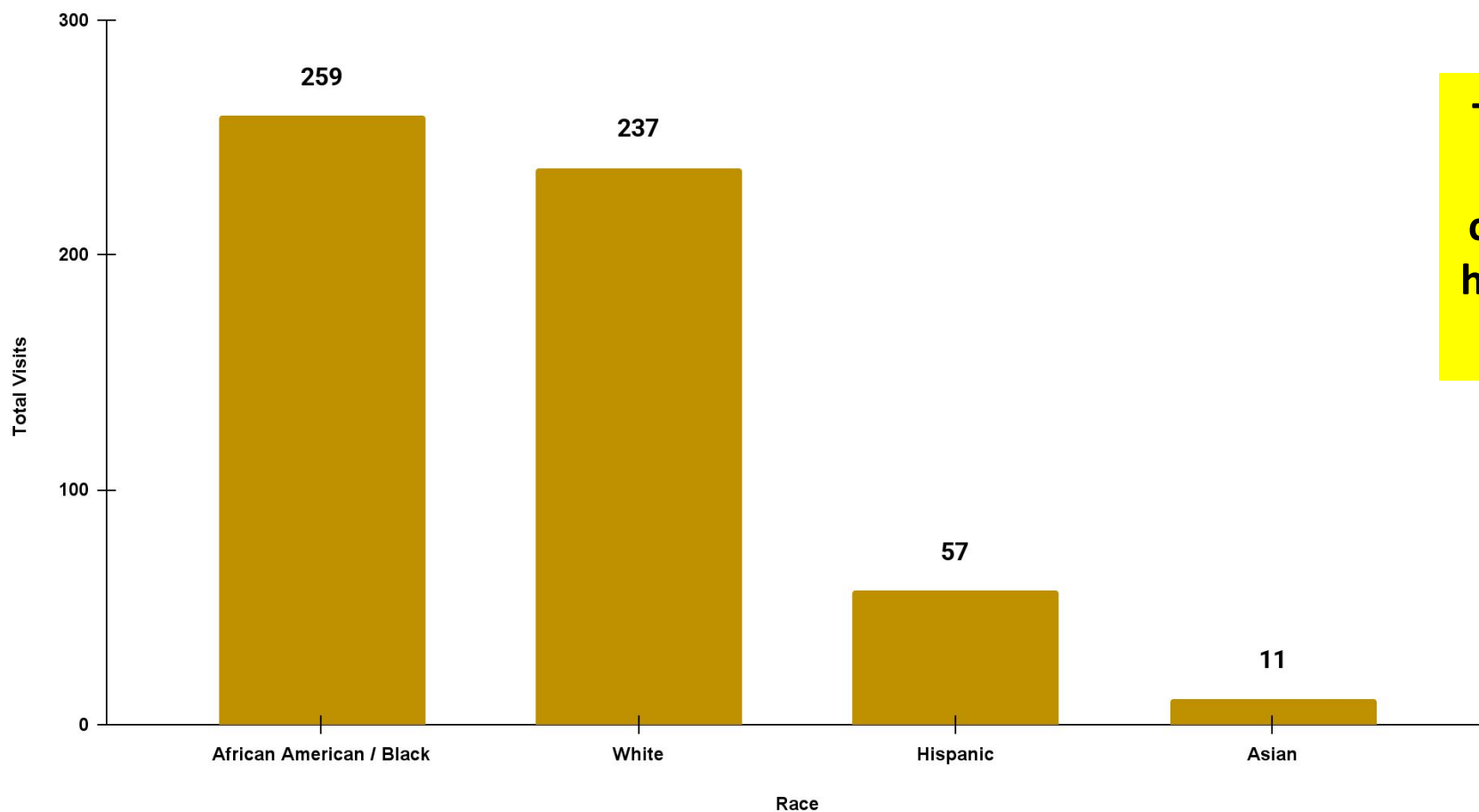


Harford County has seen a 91% increase in ED visits in children from 2019 to 2024



# Asthma

Asthma ED Visits by Race in Children age 0-17, Harford County, 2024



**Taking into account population sizes, African American/Black children go to the ED at a much higher rate than other groups of children.**



# Open Airways School Program

- Open Airways for Schools® (OAS), by the American Lung Association, is an evidence-based program.
- OAS empowers children ages 8 to 11 through a fun and interactive approach to asthma self-management.
- The program teaches children with asthma how to detect the warning signs of asthma, avoid their triggers and make decisions about their health.
- School-Based Health Center Nurse Practitioners offer OAS at Edgewood, Old Post and Magnolia Elementary Schools.



# HCHD Lead and Asthma Program

## Office of Lead & Asthma Prevention



### WHO WE ARE

Healthy Homes for Healthy Kids is a Maryland Department of Health Program between Medicaid, the Environmental Health Bureau, the Department of Housing and Community Development (DHCD), and the Harford County Health Department.


### SERVICES

- A home visiting program with a nurse and /or community health worker to educate about maintaining a healthy home - free of irritants and allergy-causing agents.
- Provide information, educational materials, and tools to maintain a healthy home based on the Principles of a Healthy Home: Dry, Well – Ventilated, Safe, Contaminant Free, and Clean.
- Work closely with you and your child's doctor to reduce symptoms and improve your child's health.
- Help parents reduce the environmental threats that can be harmful to their children.

### QUALIFICATIONS

- Are a Harford County resident under the age of 19
- Enrolled in/eligible for Medicaid
- Have a blood lead level of 3.5 mcg/dL and above
- Have a diagnosis of moderate to severe asthma

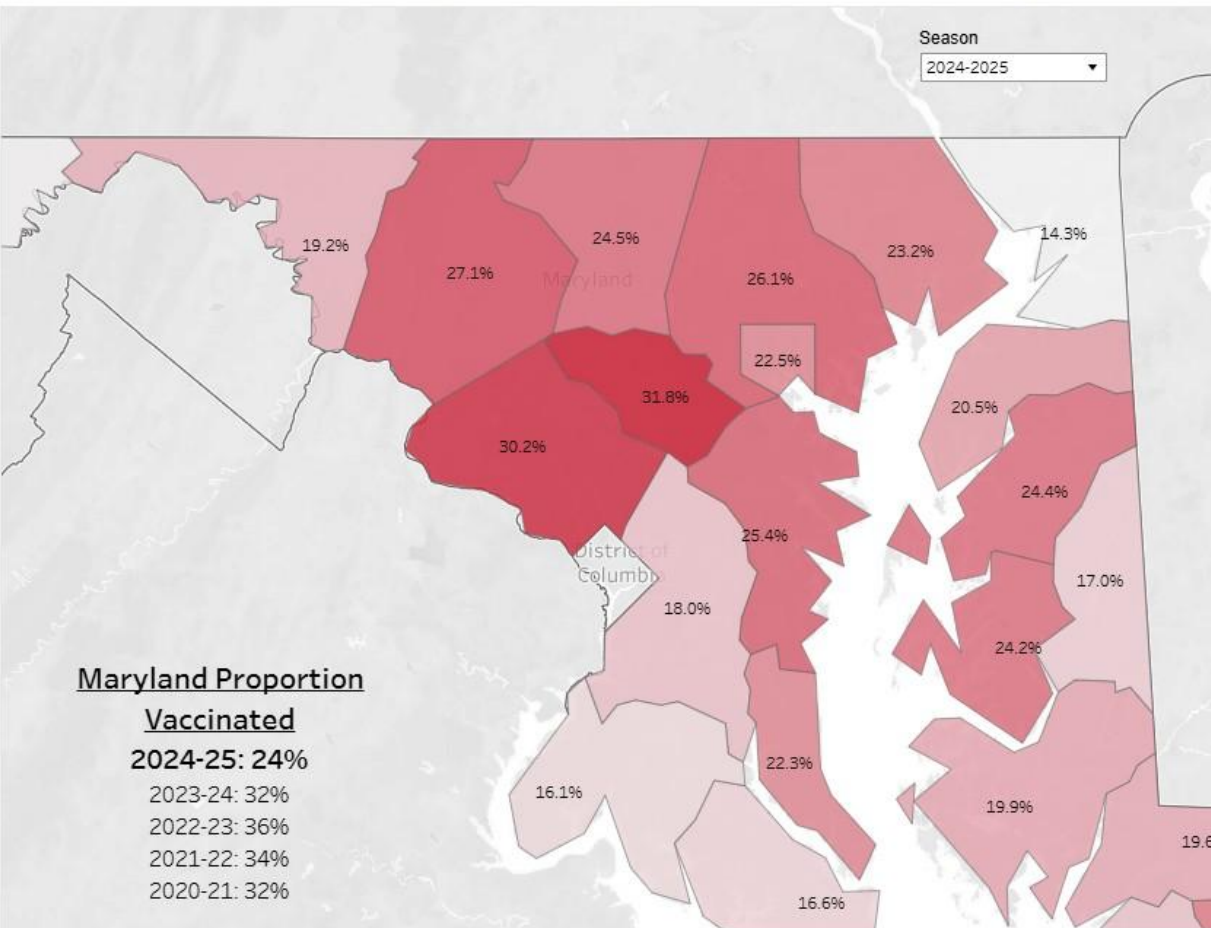
Call 410-942-7999 today to learn more about lead & asthma programs that can help you.



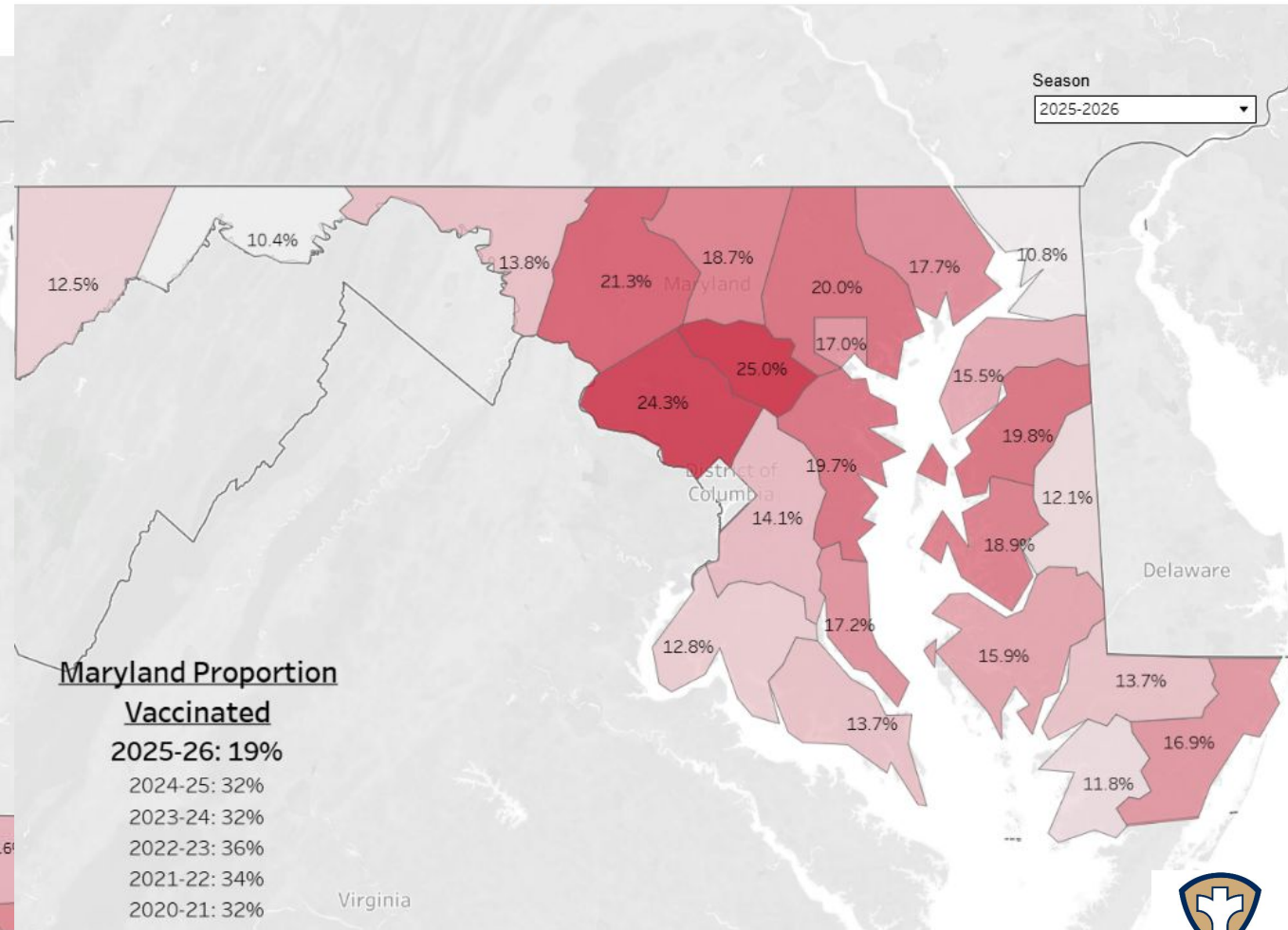
# Influenza Vaccination

**Maryland Influenza Vaccination Data Reported to ImmunNet,  
9/1/2024 - Current**

Proportion of Marylanders Vaccinated by County



**Maryland Influenza Vaccination Data Reported to ImmunNet,  
9/1/2025 - Current**



# Vaccinations

## 2025-2026 Respiratory Vaccine Recommendations Maryland Department of Health

### Maryland 2025-2026 Respiratory Vaccine Recommendations

Age/Condition	Flu Vaccine	RSV Immunization	COVID-19 Vaccine
<b>Infants and Children</b>	<b>All children six months and older</b> <sup>1,2,*</sup> Some children 6 months to 8 years may require multiple doses	<b>All infants &lt;8 months and children 8-19 months with risk factors</b> <sup>1,2,*</sup> Nirsevimab or Clesrovimab for infants less than eight months old, children 8-19 months should only receive Nirsevimab. Typically administered October-March, if no maternal RSV vaccine <b>or</b>	<b>All children 6-23 months and 2-18 years with risk factors, or by parental request</b> <sup>1,2</sup>
<b>During Pregnancy</b>	<b>At any point during pregnancy and to lactating individuals</b> <sup>2,3,*</sup>	<b>32-36 weeks gestation (Abrysvo ONLY)</b> <sup>2,3,*</sup> Typically administered September-January	<b>At any point during pregnancy and to lactating individuals</b> <sup>3</sup>
<b>Adults 18-50</b>	<b>All Adults 18-50</b> <sup>2,*</sup>	<b>For pregnant individuals (see previous)</b> <sup>2,3</sup>	<b>All Adults 18-50</b> Especially important with risk factors or who have never received a vaccine
<b>Adults 50+</b>	<b>All Adults 50+</b> <sup>2,*</sup> High dose, recombinant or adjuvanted flu vaccine preferred for 65+, if available	<b>All adults 75+ and 50-74 with risk factors</b> <sup>2</sup> One lifetime dose of RSV vaccine	<b>All Adults 50+</b> Especially important with risk factors or who have never received a vaccine

Last updated 9/19/2025

<sup>1</sup> American Academy of Pediatrics (AAP)  
<sup>2</sup> American Academy of Family Physicians (AAFP)  
<sup>3</sup> American College of Obstetrics and Gynecologists (ACOG)  
<sup>\*</sup> Centers for Disease Control and Prevention (CDC)



# Vaccinations

## Vaccine Availability in Harford County

NOTE: Many of these establishments have age restrictions for certain vaccines, please call before you go.

### Bel Air:

Pharmacy/ Care Centers	Flu	COVID-19	RSV
Bel Air Medicines	●	●	●
CVS Pharmacy Churchville	●	●	●
CVS Pharmacy (Target)	●	●	●
Giant Pharmacy	●	●	●
Kleins Main St	●	●	●
Plumtree Pharmacy	●	●	●
Safeway Pharmacy	●	●	●
Walgreens (Emmorton Rd.)	●	●	●
Walgreens (Hoagie Dr.)	●	●	●
Walgreens (Churchville Rd.)	●	●	●
Weis Pharmacy	●	●	●
MedStar Urgent Care	●	●	●
Express Care (Churchville Rd.)	●	●	●
Express Care Festival	●	●	●
Kleins Pharmacy Festival	●	●	●
Children's Urgent Care	●	●	●

### Abingdon:

Pharmacy/ Care Centers	Flu	COVID-19	RSV
Giant Pharmacy	●	●	●
Kaiser Permanente	●	●	●
CVS Pharmacy	●	●	●
Walgreens Pharmacy	●	●	●
Walmart Pharmacy	●	●	●
Wegman's Pharmacy	●	●	●

### Aberdeen:

Pharmacy/ Care Centers	Flu	COVID-19	RSV
Kleins Pharmacy	●	●	●
Koulward Health LLC	●	●	●
CVS Pharmacy	●	●	●
Walgreens Pharmacy	●	●	●
Walmart Pharmacy	●	●	●
Urgent Care	●	●	●
Patient First	●	●	●

### Forest Hill:

Pharmacy/ Care Centers	Flu	COVID-19	RSV
Walgreens Pharmacy	●	●	●
Express Care	●	●	●
CVS Pharmacy	●	●	●
Klein's Pharmacy	●	●	●

### Havre de Grace:

Pharmacy/ Care Centers	Flu	COVID-19	RSV
CVS Pharmacy	●	●	●
Lyon's Pharmacy	●	●	●
Weis Pharmacy	●	●	●

### Belcamp:

Pharmacy/ Care Centers	Flu	COVID-19	RSV
Klein's Pharmacy	●	●	●
Walgreens Pharmacy	●	●	●

### Edgewood:

Pharmacy/ Care Centers	Flu	COVID-19	RSV
CVS Pharmacy	●	●	●
Walgreens Pharmacy	●	●	●

### Fallston:

Pharmacy/ Care Centers	Flu	COVID-19	RSV
CVS Pharmacy	●	●	●
Fallston Pharmacy	●	●	●
Walgreens Pharmacy	●	●	●
Walmart Pharmacy	●	●	●

### Whiteford:

Pharmacy/ Care Centers	Flu	COVID-19	RSV
Whiteford Pharmacy	●	●	●

### Cardiff:

Pharmacy/ Care Centers	Flu	COVID-19	RSV
Kleins Pharmacy	●	●	●

### Joppa:

Pharmacy/ Care Centers	Flu	COVID-19	RSV
Walgreens Pharmacy	●	●	●

### Jarrettsville:

Pharmacy/ Care Centers	Flu	COVID-19	RSV
Jarrettsville Pharmacy	●	●	●

\*Subject to change



# Maryland Vaccination Program (MVP)



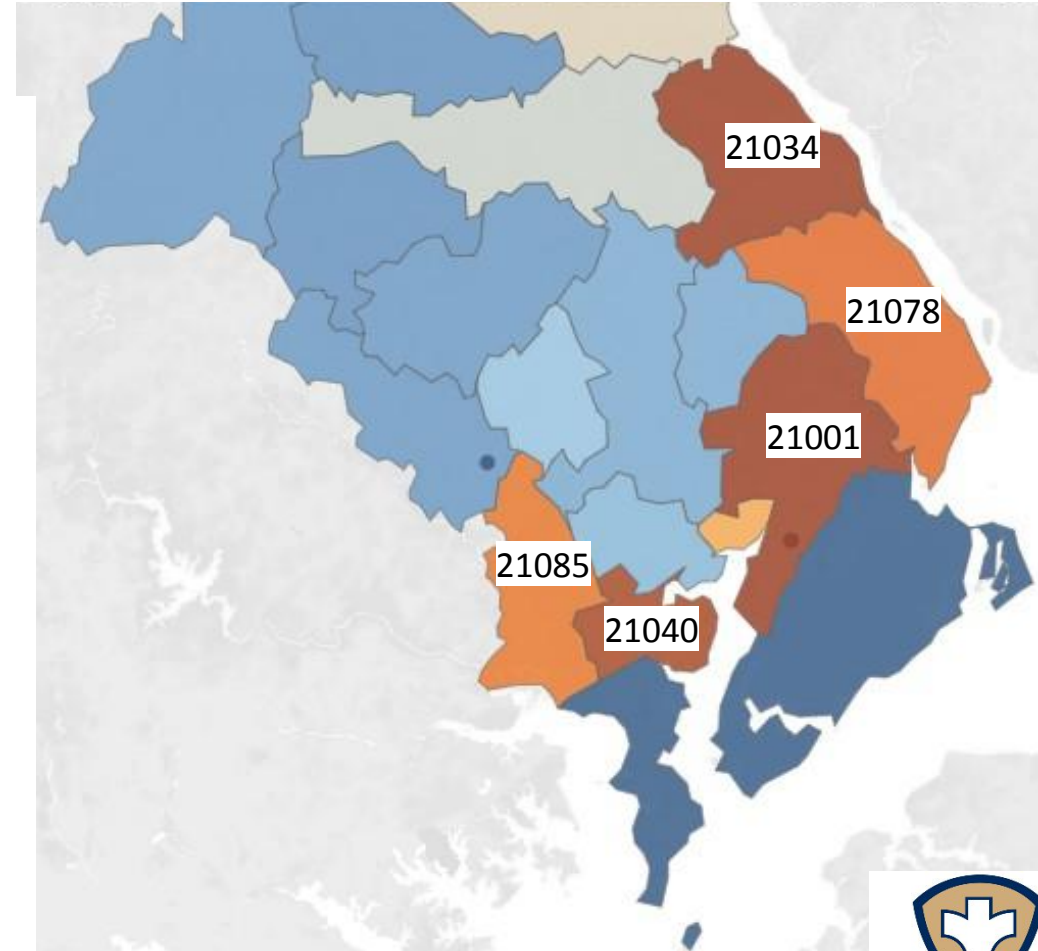
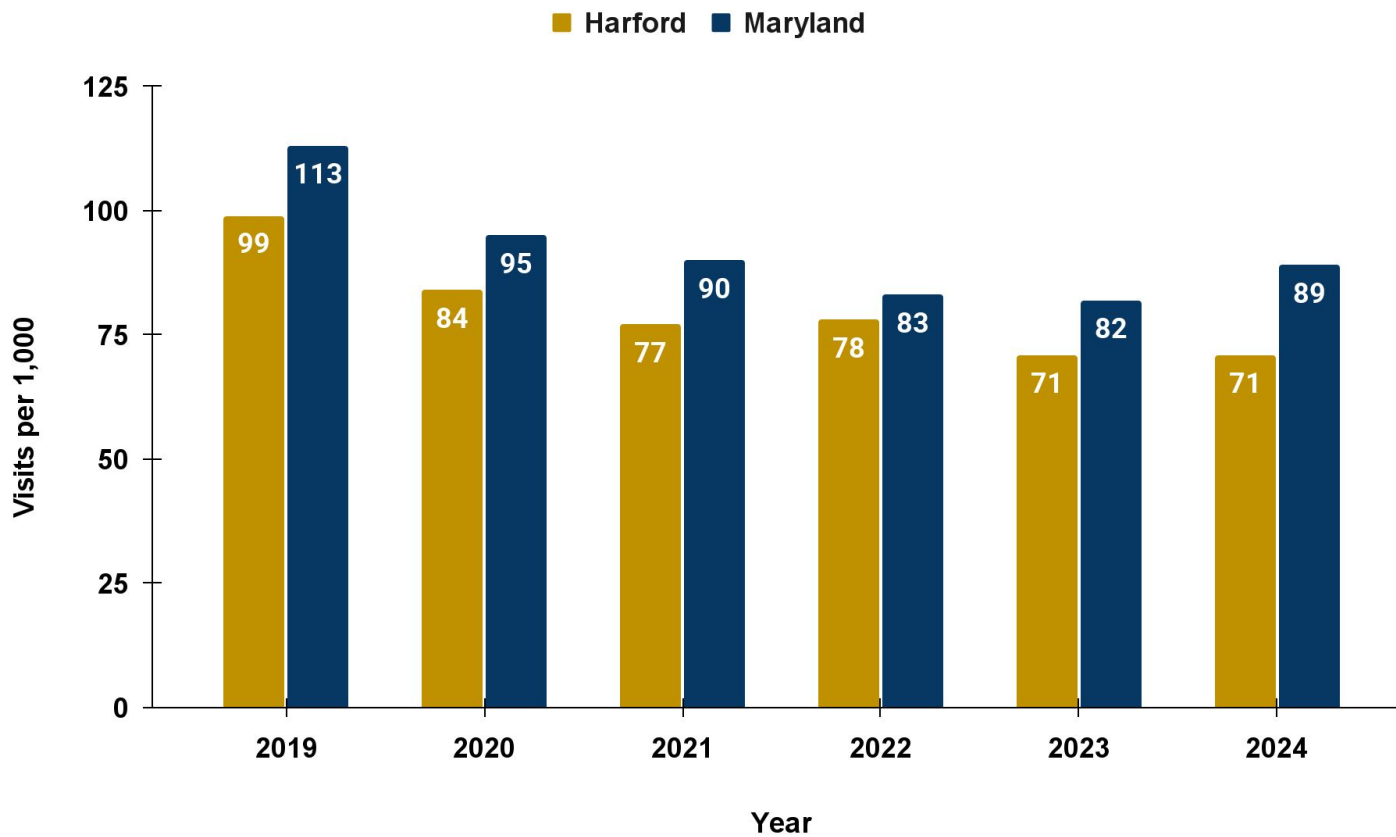
- On November 20th, Maryland announced adult vaccine program to expand access to immunizations.
- Local Health Departments will provide state-purchased vaccines to uninsured and underinsured adults to reduce the burden of vaccine-preventable diseases
- Harford County Health Department will provide these immunizations by appointment to eligible adults starting in December at our Woodbridge Clinic in Edgewood.



# Behavioral Health

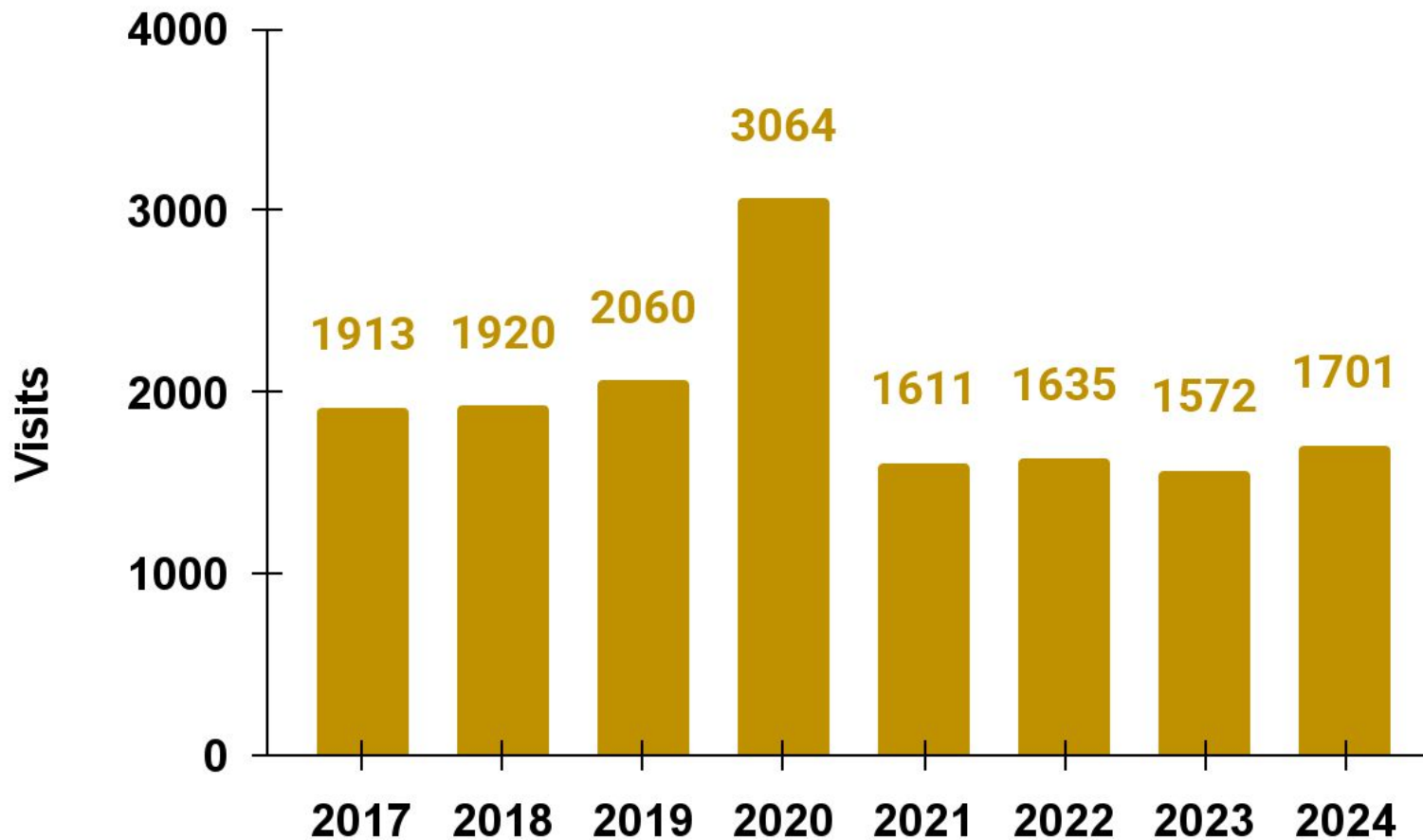
# Mental Health

## Hospital Visits per 1,000 for Any Mental Health Condition, Harford County and Maryland 2019-2024



# Anxiety

ED Visits for Anxiety, Harford County, 2017-2024

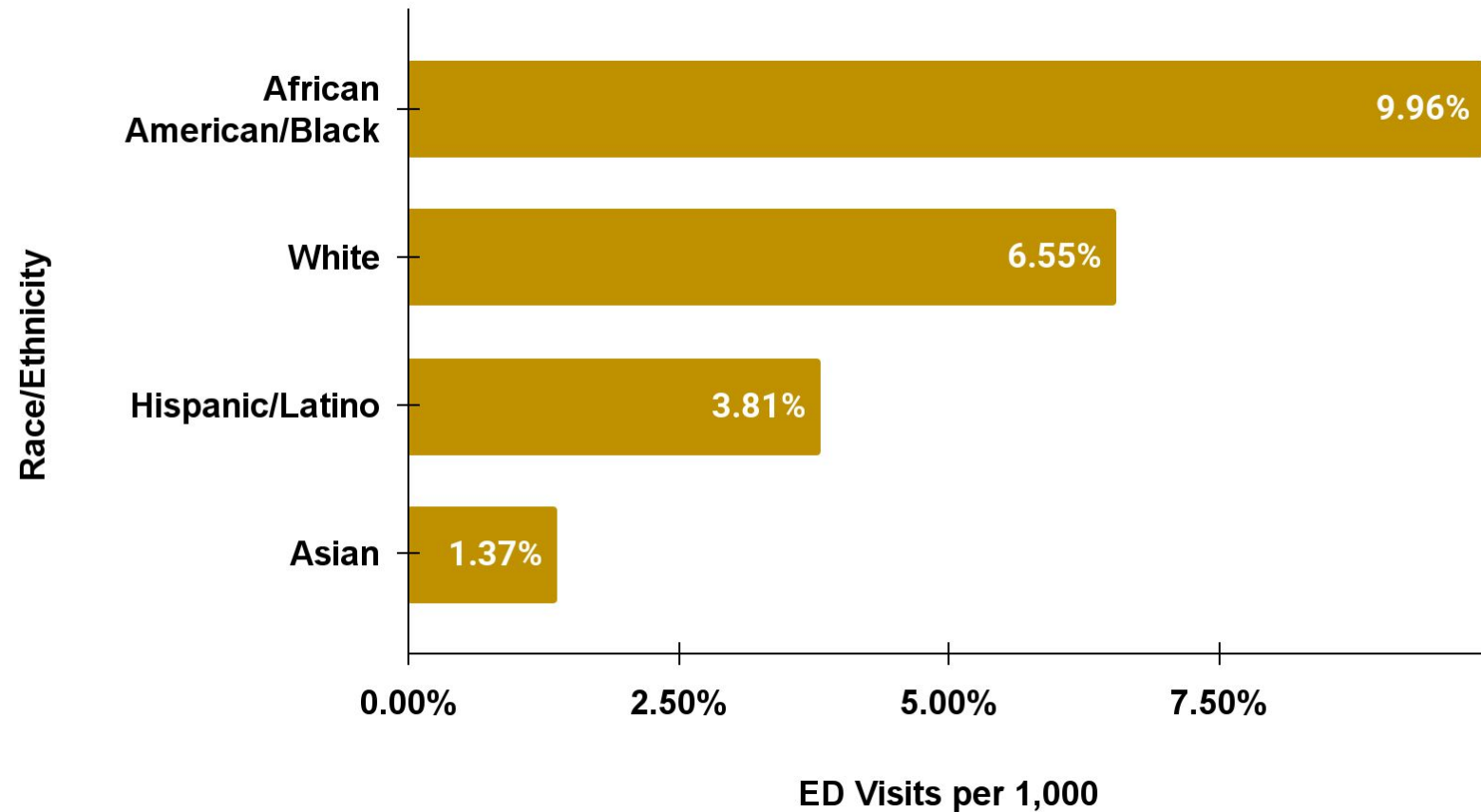


**ED visits for anxiety have decreased by 48.7% since 2020, with a slight increase in 2024.**



# Anxiety

ED Visits for Anxiety per 1,000, by Race, Harford County, 2024

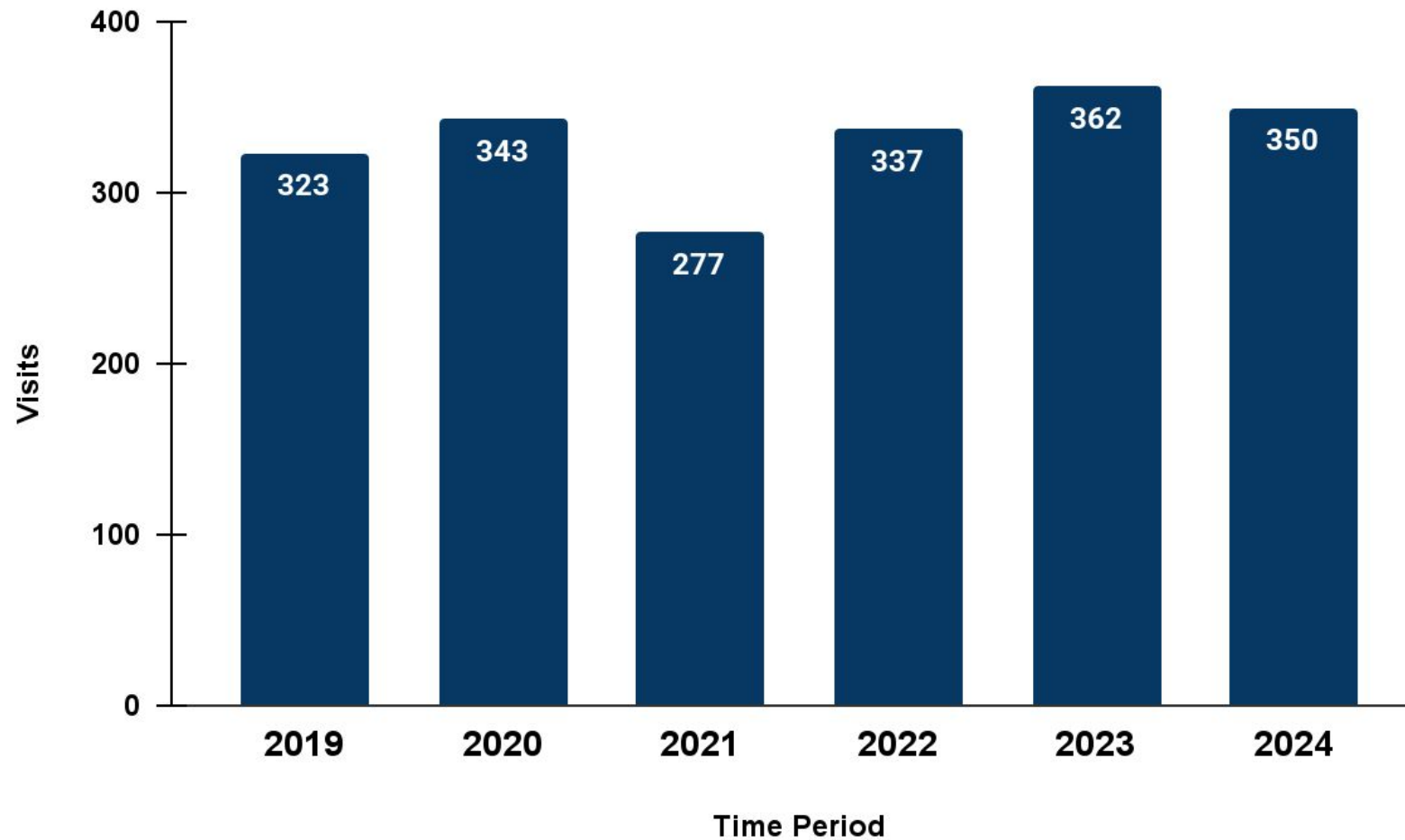


Rates of ED visits for anxiety are higher in the African American/Black population compared to others in Harford County.



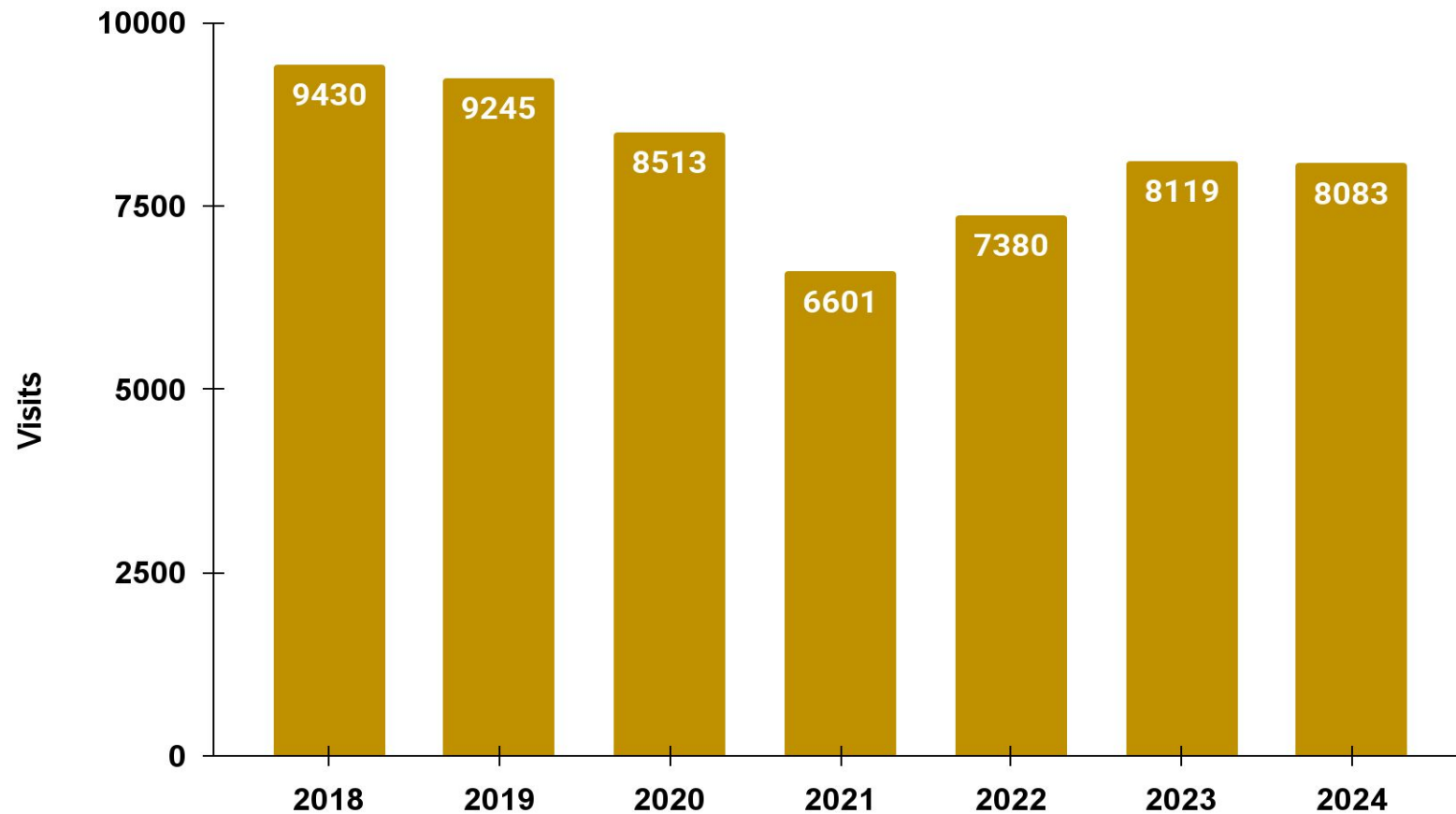
# Anxiety

Anxiety-Related Hospital Visits in Children, Harford County, 2018-2024



# Depression

## Hospitalizations for Depression, Harford County, 2017-2024



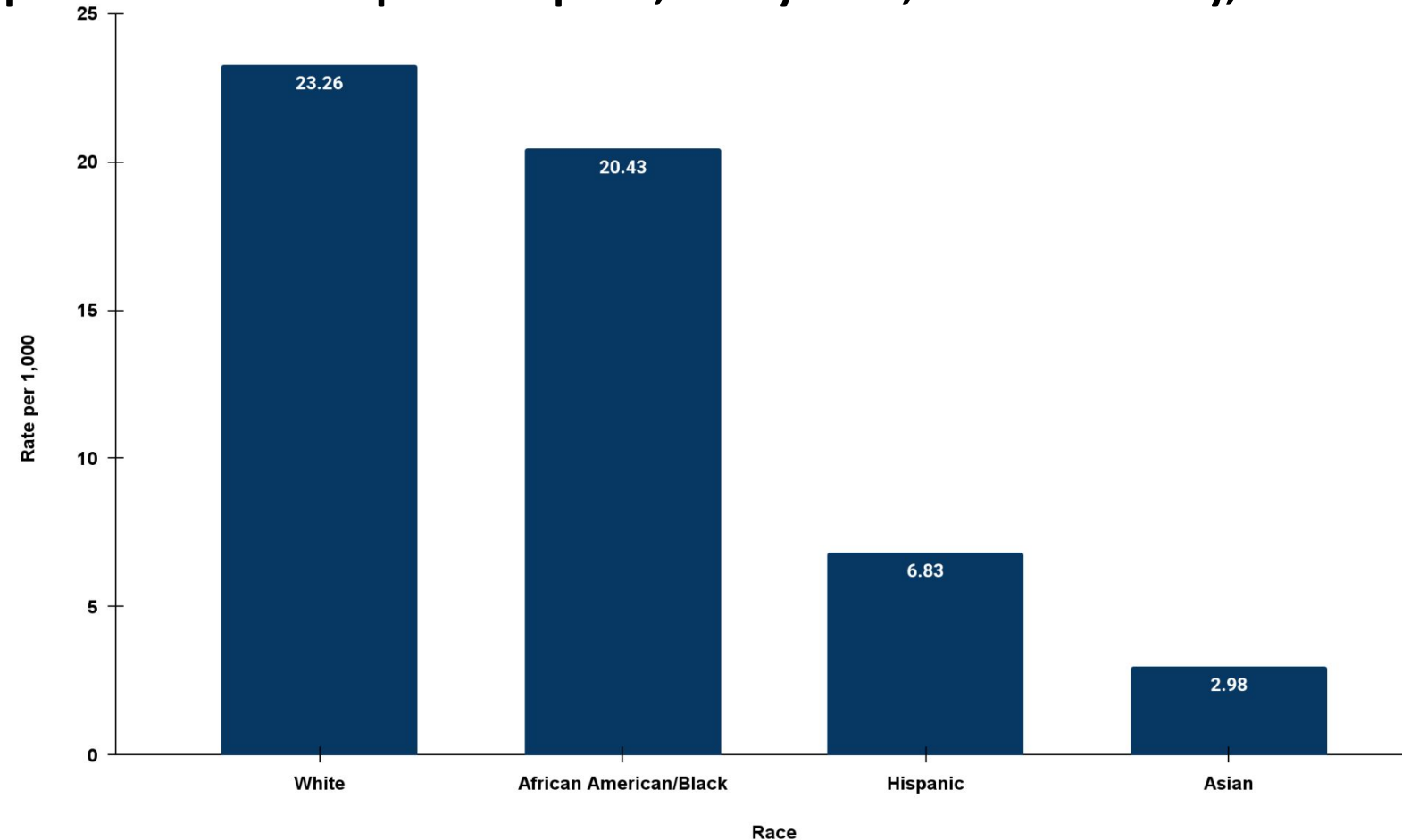
Hospital visits for depression have increased by 23% since 2021.



# Depression

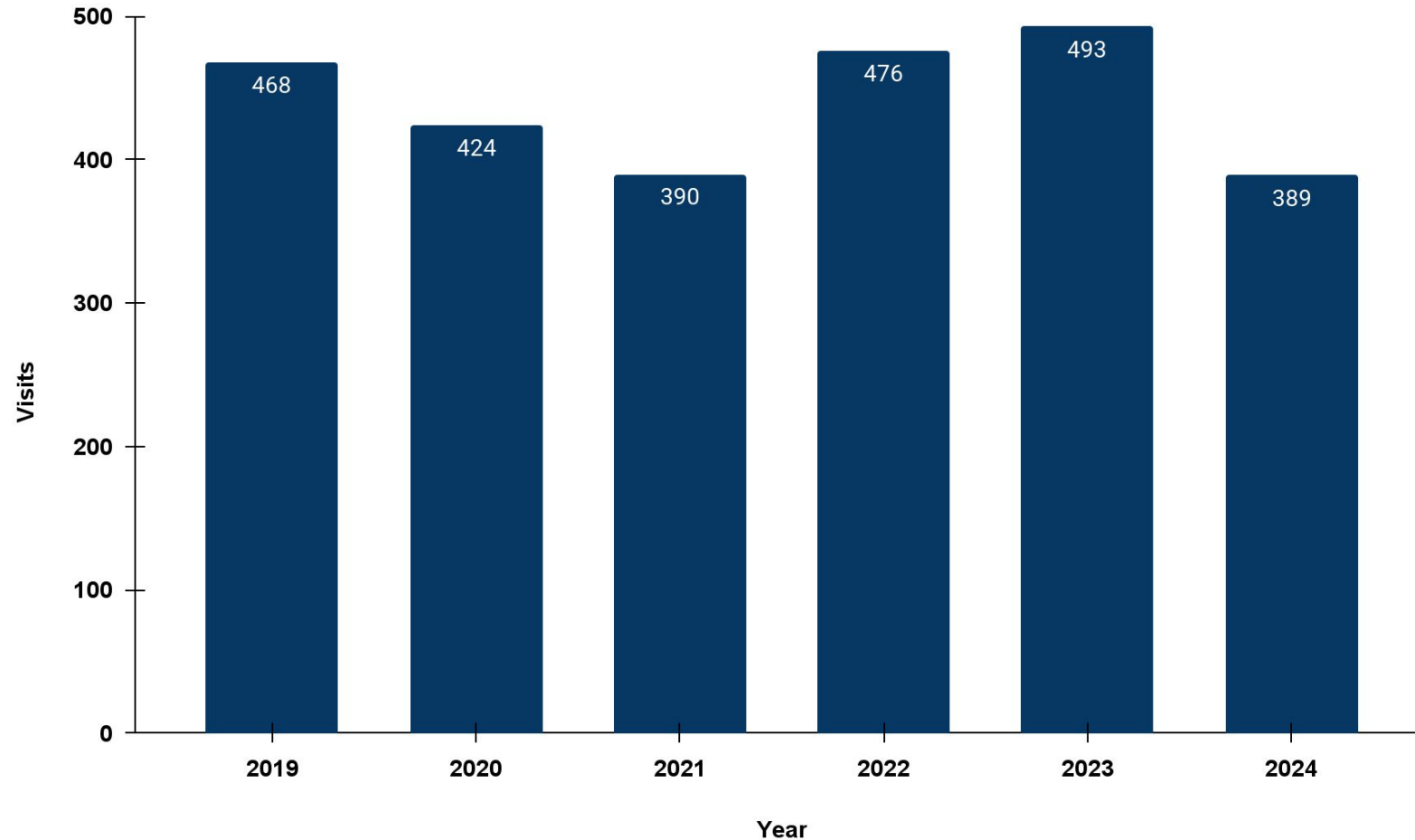
## Hospitalizations for Depression per 1,000 by Race, Harford County, 2024

Rates of hospital visits for depression are higher in the White population compared to others in Harford County.



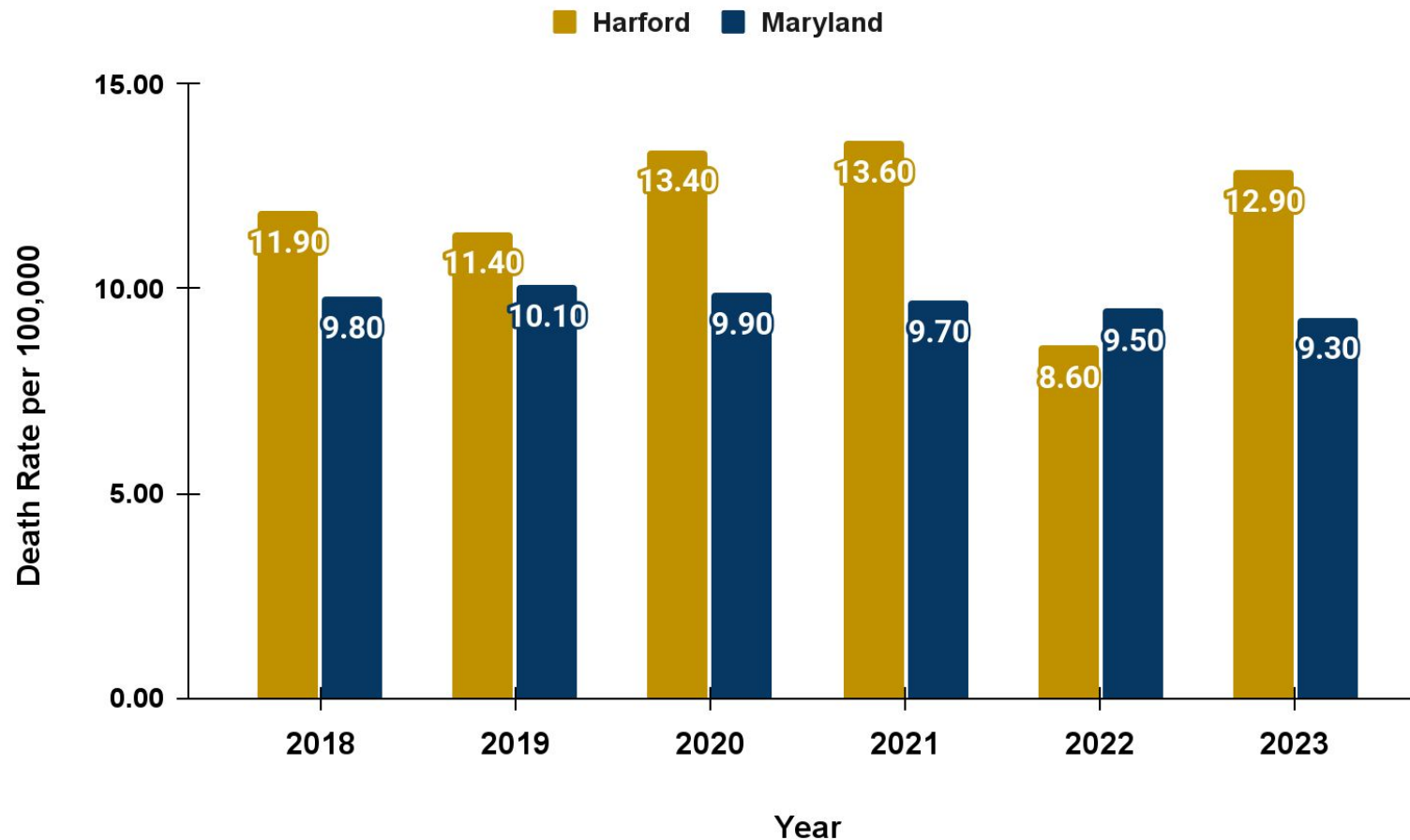
# Depression

Depression-Related Hospital Utilization Visits in Children, Harford County, 2019-2024



# Suicide

## Suicide Deaths, Harford County and Maryland, 2018-2023

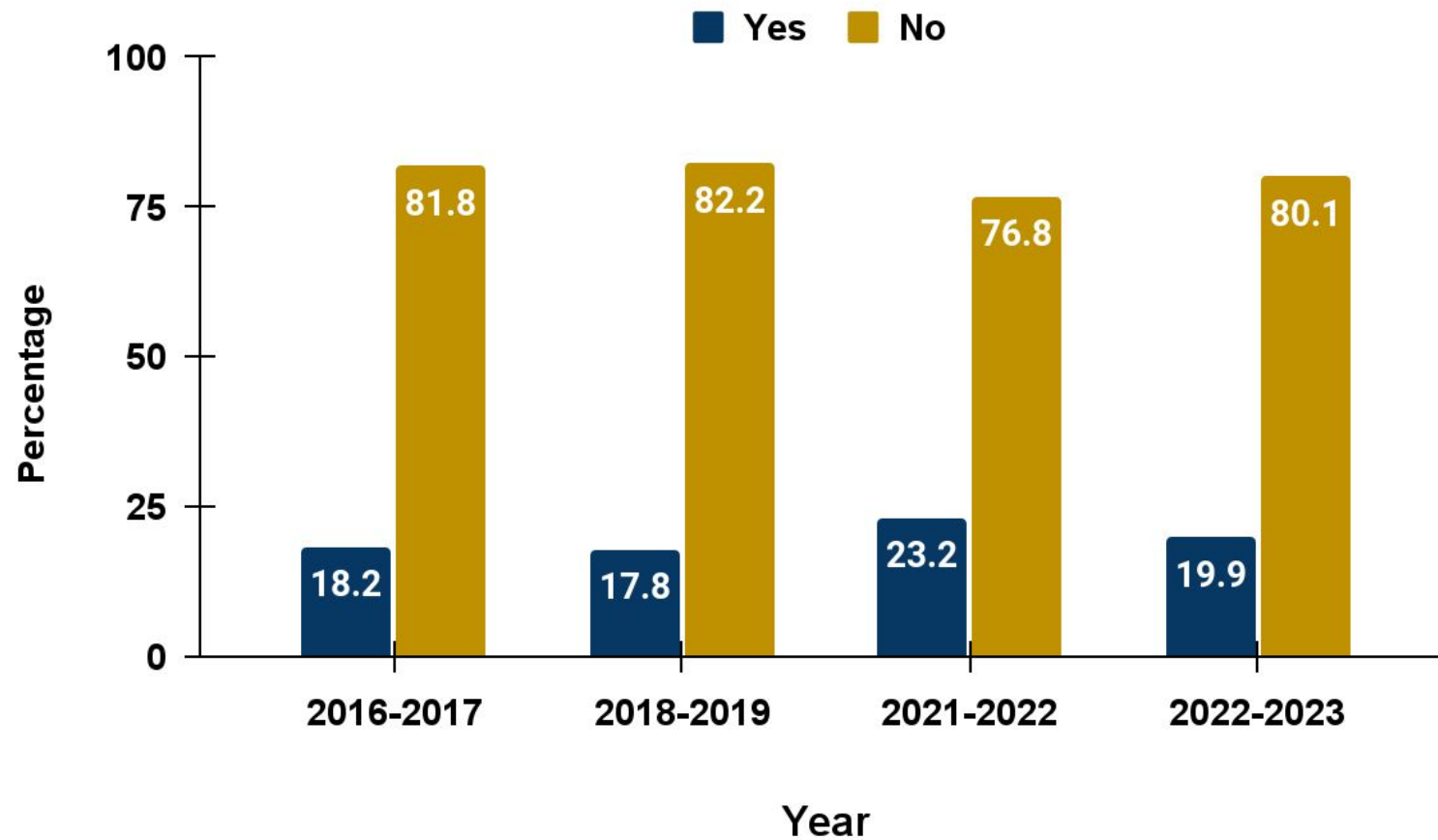


**The age-adjusted suicide rate has increased since 2022 and is now higher than the state again.**



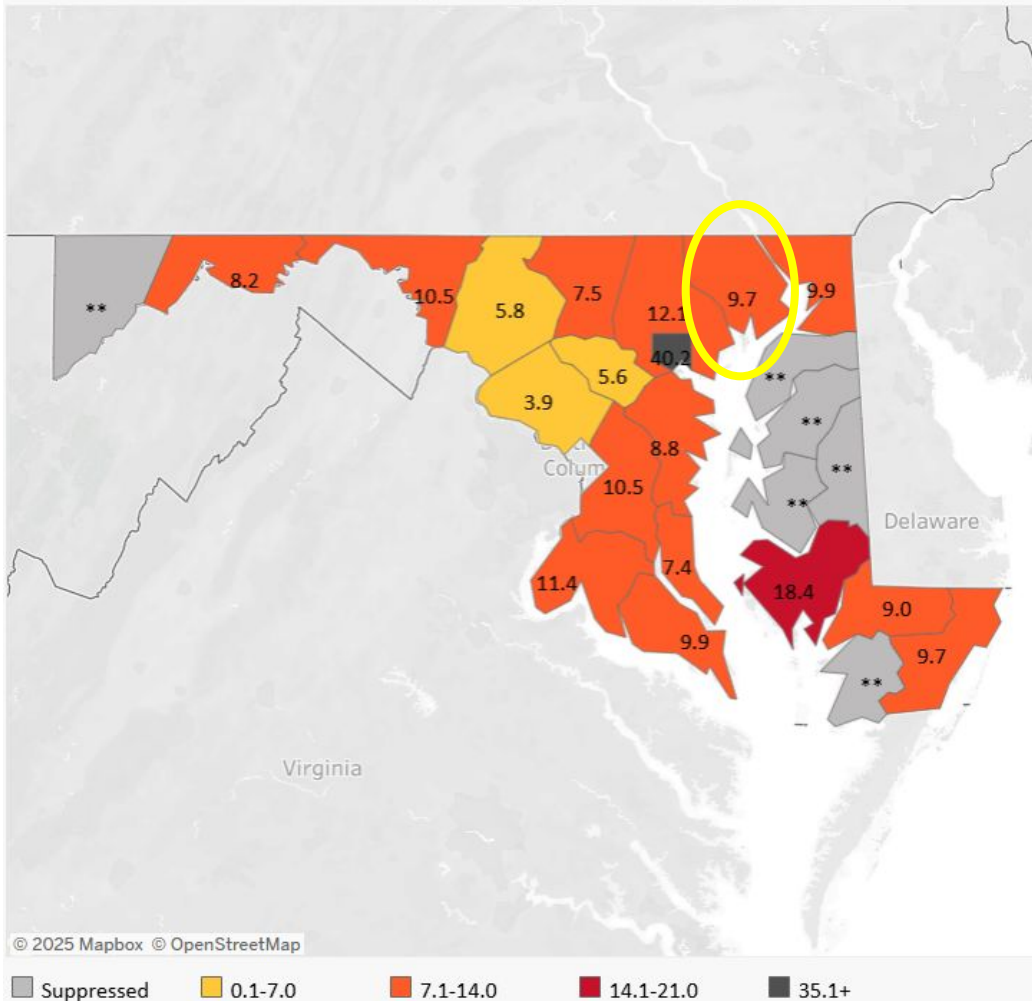
# Suicide

## High School Students Who Seriously Considered Attempting Suicide in the Past 12 Months, 2016-2023

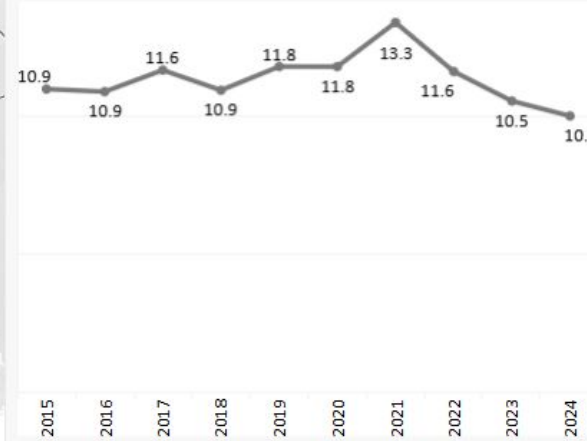


# Suicides, Homicides, and Firearms

Firearm-Related Total Fatalities by County, 5-year Avg Rate (2020-2024)



Annual Firearm-Related Total Fatality Rate in Maryland



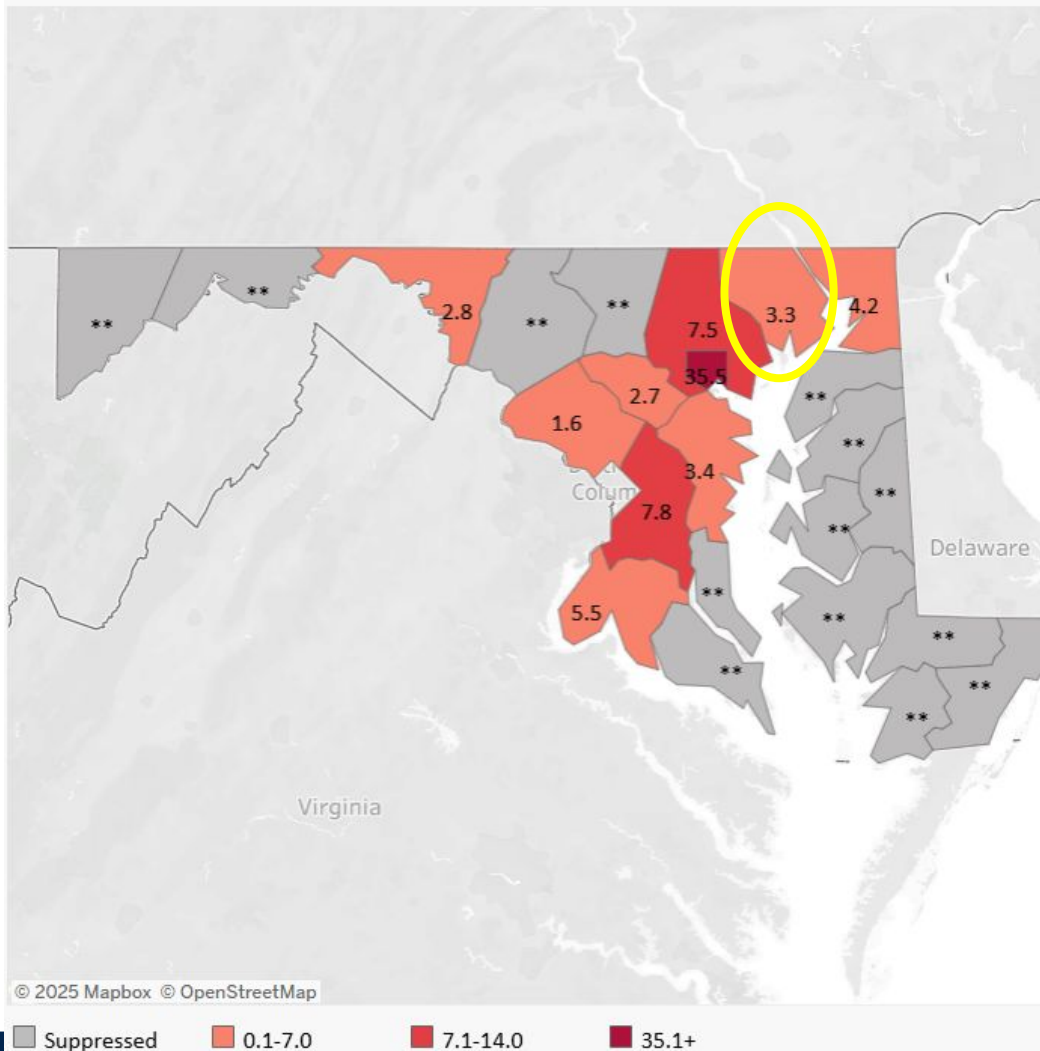
*(Left) Over a 5-year average, Maryland's firearm fatality rate stands at 11.5 per 100,000 population, with Baltimore City having the highest rate at 3.5 times the state rate.*

*(Above) A 10-year period between 2015-2024 shows a spike in 2021 and a significant reduction each year thereafter.*

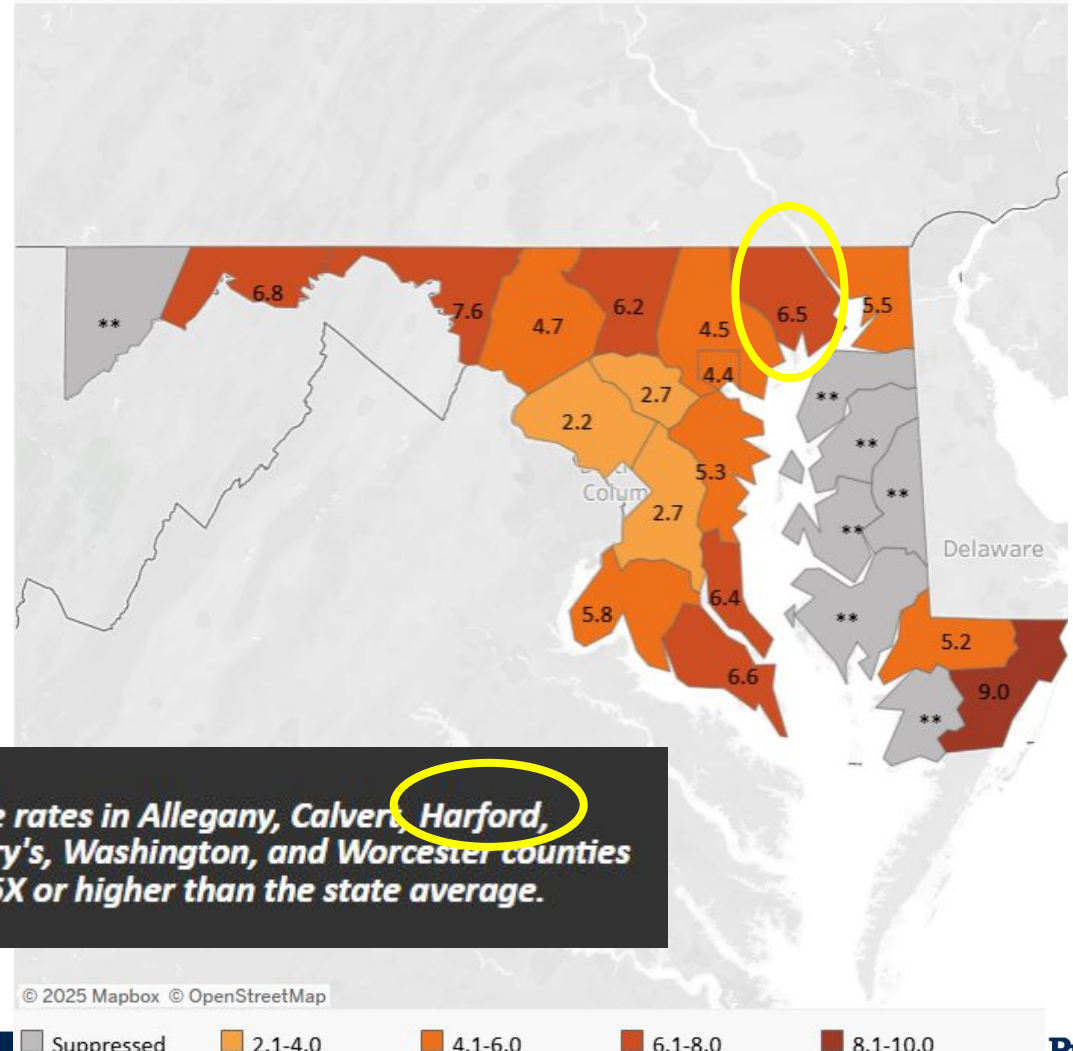


# Suicides, Homicides, and Firearms

Firearm-Related Homicides by County, 5-year Avg Rate (2020-2024)



Firearm-Related Suicides by County, 5-year Avg Rate (2020-2024)



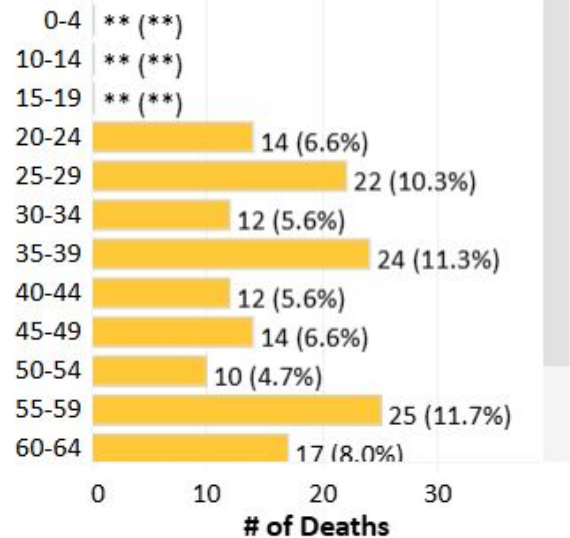
*Suicide rates in Allegany, Calvert, Harford, St. Mary's, Washington, and Worcester counties are 1.5X or higher than the state average.*



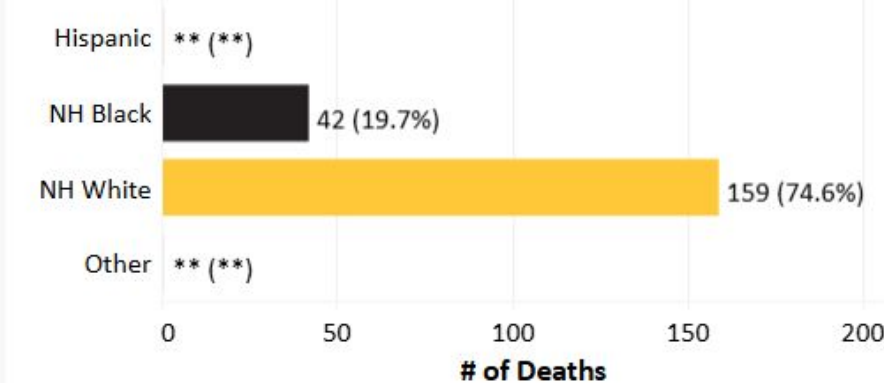
# Suicides, Homicides, and Firearms

## Decedent Demographics (January 2015 to September 2025)

### Decedents by Age Group

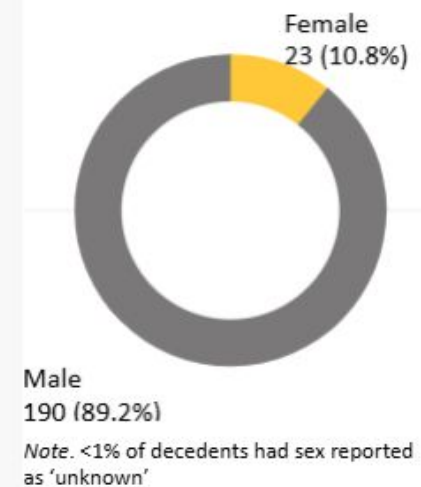


### Decedents by Race



Note. Counts by race/ethnicity are provided for Hispanic, Non-Hispanic Black, Non-Hispanic White, and a broader "Other" category of specific races with too few decedents to represent (Non-Hispanic American Indian/Alaska Native, NH Asian/Pacific Islander, Multi-Race, Unknown, Non-Hispanic Other). The Hispanic category includes all persons of Hispanic origin of any race. Subject to change as new data emerges.

### Decedents by Sex



**Decedent incidence in Harford County is higher in Black/African Americans (129.57 per 100,000) compared to Whites (83.86 per 100,000).**

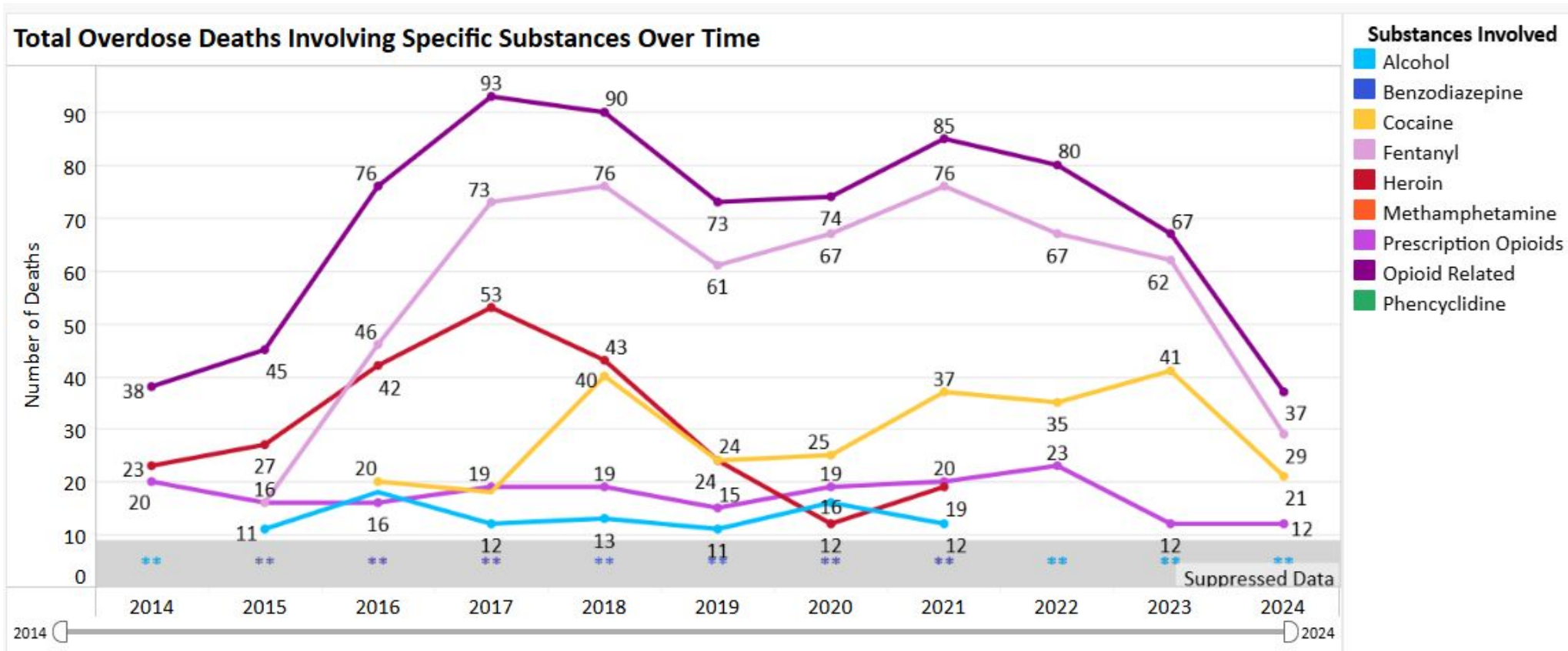


# Gun Vault Giveaway



# Substance Use

## Total Overdose Deaths Involving Specific Substances Overtime, Harford County, 2014-2024



**We are starting to see a decrease in the number of opioid-related deaths from multiple substances involved, however prescription opioids remain the same from last year.**



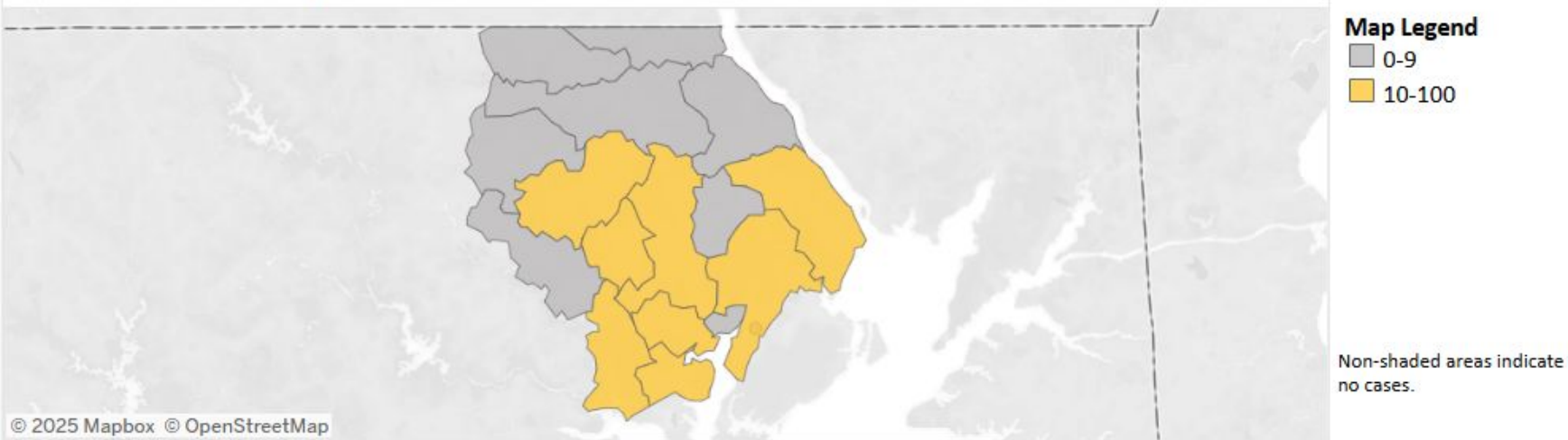
# Substance Use

## Number of ED Visits by Patient's Residence Jurisdiction, Harford County, October 2024 - September 2025

**189**

ED Visits Related To Opioid Overdose

### Number of ED Visits by Patient's Residence Jurisdiction



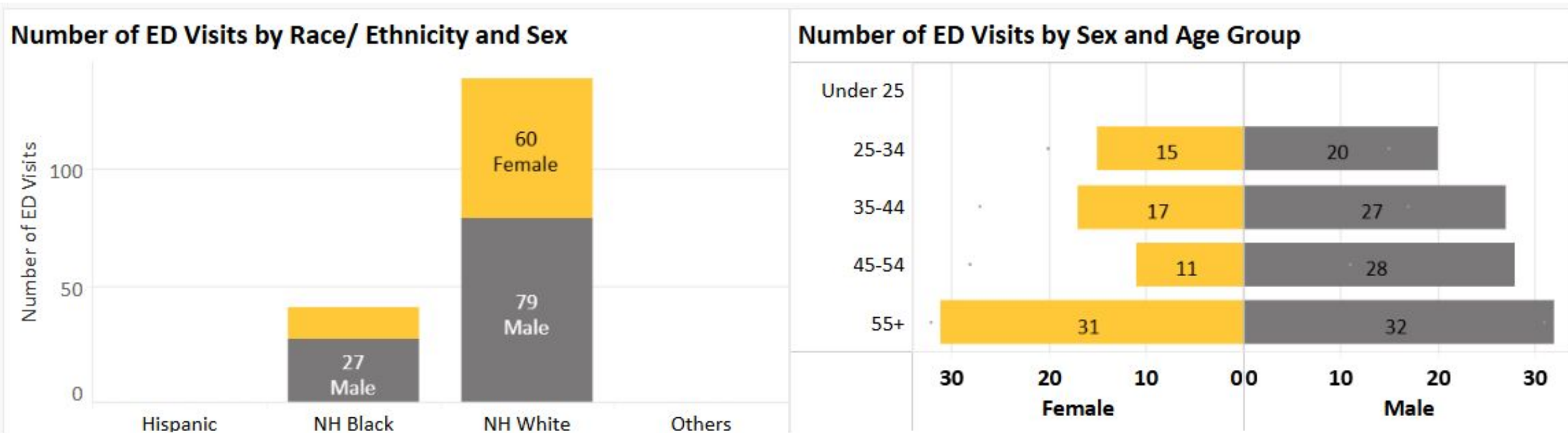
Note. ZIP Codes can span multiple county or city boundaries, leading to discrepancies between county-level and ZIP Code-level totals. Additionally, a small percent of missing ZIP Codes or incorrect assignments of ZIP Codes to counties may affect data quality.

ED visits related to opioid overdose have decreased by 21% compared to this time period last year. The most recent ED visits are concentrated to patients who live in the southern part of the county, specifically in Aberdeen



# Substance Use

Number of ED Visits by Race/Ethnicity and Sex and Age Group, Harford County, October 2024 - September 2025

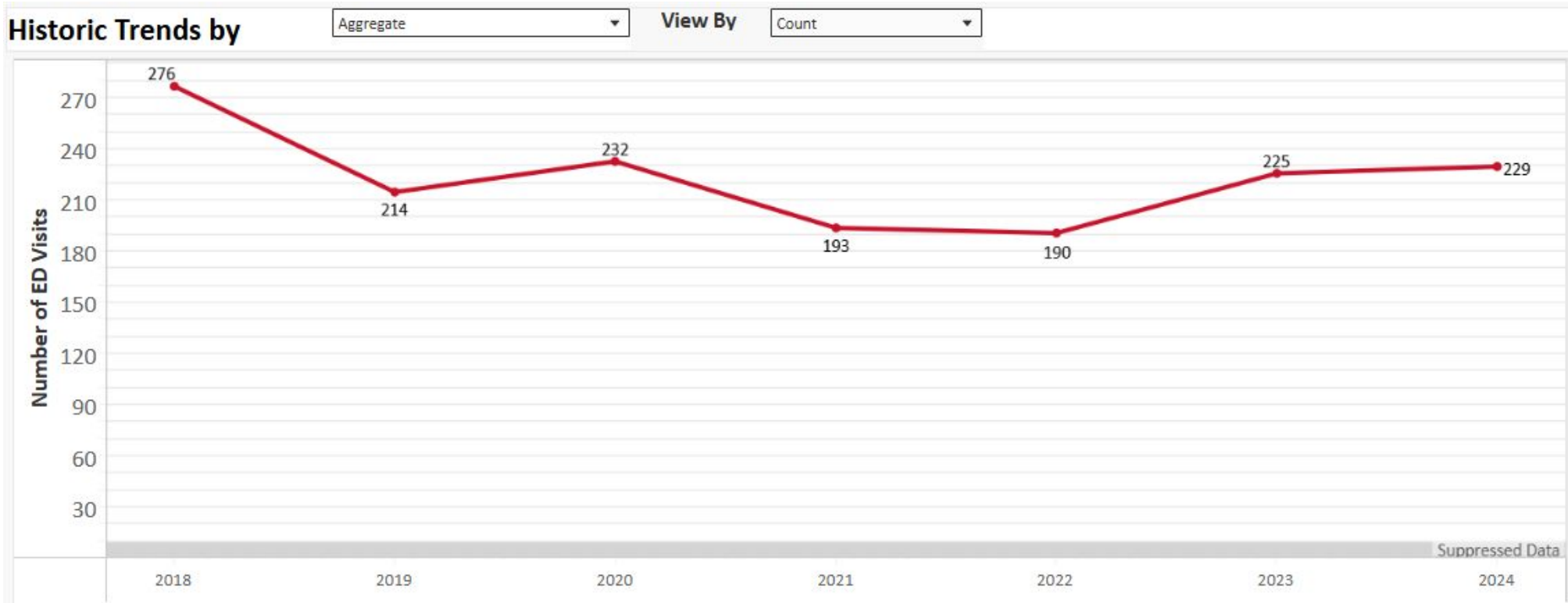


The number of ED visits related to opioid overdose are highest in non-Hispanic Whites, however, incidence is higher in non-Hispanic Black/African Americans (126.5 ED visits per 100,000) compared to non-Hispanic Whites (73.3 ED visits per 100,000)



# Substance Use

Number of ED Visits Historically, Harford County, 2018 - 2024

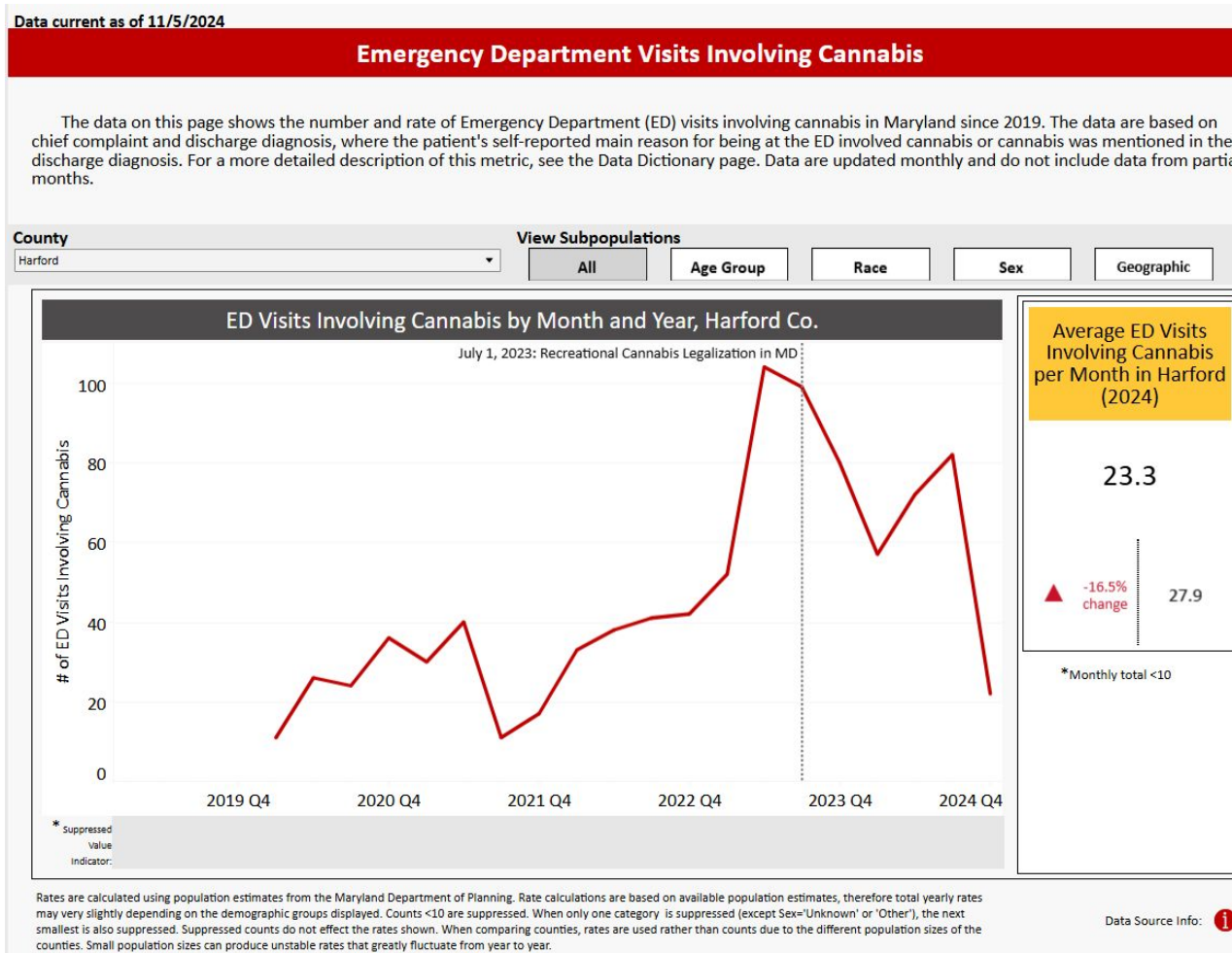


Even though we saw a decrease in the number of ED visits related to opioid overdose from October 2024 to September 2025 compared to October 2023 to September 2024, historically, we are seeing a slight increase comparing calendar years



# Cannabis Use

## Number of ED Visits Involving Cannabis by Month, Harford County, Q1 2019 - Q4 2024

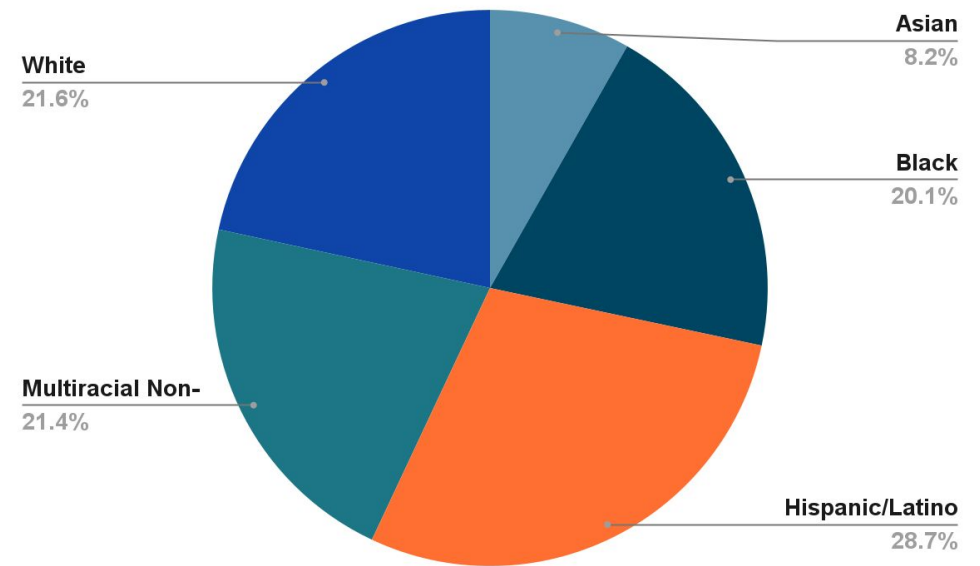
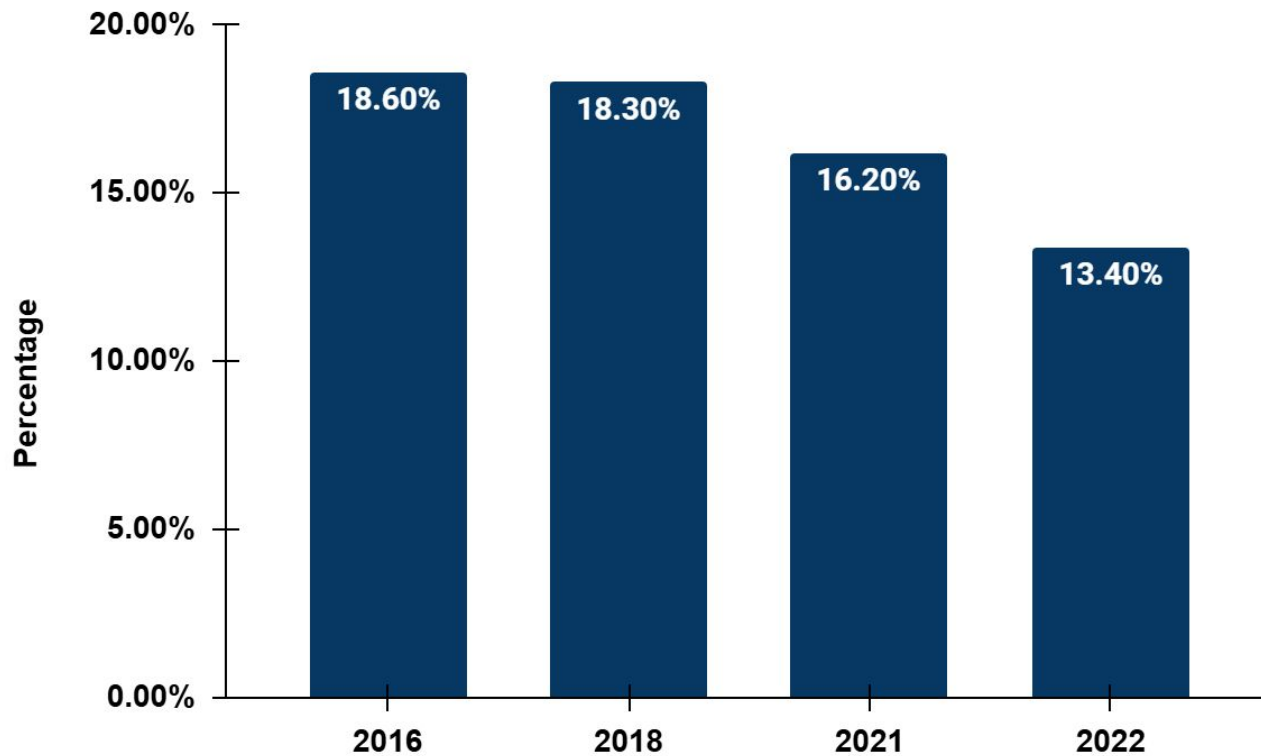


**The average ED visits involving cannabis per month in Harford in 2024 is declining (23.3) compared to 2023 (27.9). The highest rate of ED visits in 2023 was among the 20-29 age group, followed by the 30-39. For Race in 2023, Black/African Americans had the highest rate (312.8 per 100,000) compared to Whites (97.3 per 100,000).**



# Cannabis Use

## High School Students Current Cannabis Use, 2016-2022, Harford County



When looking at cannabis use broken down by race, the Hispanic population is at the highest for High School Students in Harford County.



# Summary

## Successes

- Family Health and Resiliency
  - Low birth weights remain below state average.
  - Teen birth rates remain below state average.
- Chronic Disease Prevention and Wellness
  - Heart disease mortality has reached its lowest level in years.
  - Diabetes mortality consistently lower than state average- improving each year.
  - Adult smoking and high school vape use continue to decline.
  - Youth obesity rates have recently decreased.
- Behavioral Health (Mental Health and Substance Abuse)
  - Emergency visits related to cannabis use and opioid overdose have recently decreased.



# Summary

## Opportunities

- Access: Primary care and mental health provider ratios remain worse than the state average.
- Family Health and Resiliency
  - Substance-Exposed Newborn cases are increasing, especially THC-related cases.
  - Low birth weight among Black/African American infants is increasing.
- Chronic Disease Prevention and Wellness
  - Zip codes disparities persist in hypertension and lung cancer related hospitalizations
  - Black/African American residents experience higher hypertension and diabetes-related hospitalizations.



# Summary

## Opportunities

- Chronic Disease Prevention and Wellness (cont'd)
  - Pediatric asthma emergency visits are increasing, especially among Black children.
- Mental Health (Behavioral Health and Substance Use)
  - Anxiety related emergency visits are higher among Black/African American residents.
  - Suicide rates remain higher than the state average, particularly firearm-related suicides.
  - Cannabis related emergency visits are higher among Black/African American residents.



# Ideas for Action

- LHIC Workgroups
  - Review data with a focus on trends, and racial and geographic disparities
  - Identify areas of need and develop collaborative solutions
  - Revisit issues and progress throughout subsequent workgroup meetings
  - Share with our community organizations which we represent
- Community input
  - Share data with public at community meetings and listening sessions
  - Gather community feedback and incorporate into solutions
- Community Health Improvement Plan (CHIP)
  - Continue to look at chosen strategies and discuss updates at LHIC meetings
  - Review trends at next year's Annual LHIC meeting





**HARFORD COUNTY**  
— LHIC —

*Thank you!*

410-838-1500

[www.harfordcountyhealth.com](http://www.harfordcountyhealth.com)



**Public Health**  
Prevent. Promote. Protect.

**Harford County  
Health Department**

